

Cable - FLK 40/EZ-DR/ 50/SLC - 2294610

Please be informed that the data shown in this PDF Document is generated from our Online Catalog. Please find the complete data in the user's documentation. Our General Terms of Use for Downloads are valid (<http://phoenixcontact.com/download>)




Round cable set; controller: Allen-Bradley SLC 500 (OB 32, IB 32); connection 1: IDC/FLK socket strip (1x 40-position); connection 2: IDC/FLK socket strip (1x 40-position); cable length: 0.5 m

Your advantages

- Passive interface modules (VIP-3/SC/FLK40, etc.) are connected to the I/O cards using the system cable

Key Commercial Data

Packing unit	1 pc
GTIN	 4 017918 148980
GTIN	4017918148980
Weight per Piece (excluding packing)	85.900 g
Custom tariff number	85444290
Country of origin	Germany

Technical data

Ambient conditions

Ambient temperature (operation)	-40 °C ... 70 °C (fixed installation)
	-10 °C ... 70 °C (flexible installation)
Ambient temperature (storage/transport)	-40 °C ... 80 °C
Maximum altitude	≤ 2000 m
Degree of protection	IP00
	≥ IP54 (Installation location)

General

Max. permissible operating voltage	25 V AC
------------------------------------	---------

Cable - FLK 40/EZ-DR/ 50/SLC - 2294610

Technical data

General

	60 V DC
Max. current carrying capacity per path	1 A (50 °C)
	0.6 A (70°C)
Length of cable	0.5 m
External cable diameter	9.9 mm ±0.4 mm
Single wire, cross section	0.14 mm ²
Single wire, cross section [AWG]	26
Single wire, number of litz wires	7
Single wire, material	Cu tin-plated
Wire diameter incl. insulation	1 mm ±0.03 mm
Smallest bending radius, fixed installation	82 mm
Smallest bending radius, movable installation	155 mm
Bending cycles	5000 (at a radius of ≥ 15x outside diameter)
Cable, preassembly	Insulation displacement, IEC 60352-4/DIN EN 60352-4
Shielding	no
Cable insulation resistance	≥ 20 MΩ/km (20 °C)
Cable resistance	≤ 145 Ω/km (20 °C)
Outer sheath, material	Semi-rigid PVC
External sheath, color	gray
Nominal operating mode	100% operating factor

Connection data

Connection name	Field level
Connection in acc. with standard	IEC 60603-13
Connection method	IDC/FLK socket strip
Number of connections	1
Number of positions	40
Insertion/withdrawal cycles	> 50
Pitch	2.54 mm

Connection data 2

Connection name	Controller level
Connection in acc. with standard	IEC 60603-13
Connection method	IDC/FLK socket strip
Number of connections	1
Number of positions	40
Insertion/withdrawal cycles	> 50
Channels which can be connected	32

Cable - FLK 40/EZ-DR/ 50/SLC - 2294610

Technical data

Connection data 2

Pitch	2.54 mm
-------	---------

Standards and Regulations

Flame resistance	UL VW-1
	CSA FT-1
	IEC 60332-1-2
	VDE 0842, Part 332-1-2
	IEC 60332-3-22
Resistance to oil	against occasional splashes
Gasoline resistance	against occasional splashes
Designation	Air clearances and creepage distances
Standards/regulations	DIN EN 50178
Rated insulation voltage	63 V
Rated surge voltage	0.6 kV
Insulation	Functional insulation
Pollution degree	2
Overvoltage category	II

Supported controller

Controller	ALLEN-BRADLEY SLC 500
- suitable I/O card	1746 OB 32
	1746 OV 32
	1746 IB 32
	1746 IV 32

Color code

Connector 1 = connector 2 (optional) = wire color	IDC/FLK40 (1) = IDC/FLK40 (1) = black
	IDC/FLK40 (2) = IDC/FLK40 (2) = brown
	IDC/FLK40 (3) = IDC/FLK40 (3) = red
	IDC/FLK40 (4) = IDC/FLK40 (4) = orange
	IDC/FLK40 (5) = IDC/FLK40 (5) = yellow
	IDC/FLK40 (6) = IDC/FLK40 (6) = green
	IDC/FLK40 (7) = IDC/FLK40 (7) = blue
	IDC/FLK40 (8) = IDC/FLK40 (8) = violet
	IDC/FLK40 (9) = IDC/FLK40 (9) = gray
	IDC/FLK40 (10) = IDC/FLK40 (10) = white
	IDC/FLK40 (11) = IDC/FLK40 (11) = white-black
	IDC/FLK40 (12) = IDC/FLK40 (12) = white-brown
	IDC/FLK40 (13) = IDC/FLK40 (13) = white-red

Cable - FLK 40/EZ-DR/ 50/SLC - 2294610

Technical data

Color code

	IDC/FLK40 (14) = IDC/FLK40 (14) = white-orange
	IDC/FLK40 (15) = IDC/FLK40 (15) = white-yellow
	IDC/FLK40 (16) = IDC/FLK40 (16) = white-green
	IDC/FLK40 (17) = IDC/FLK40 (17) = white-blue
	IDC/FLK40 (18) = IDC/FLK40 (18) = white-violet
	IDC/FLK40 (19) = IDC/FLK40 (19) = white-gray
	IDC/FLK40 (20) = IDC/FLK40 (20) = brown-black
	IDC/FLK40 (21) = IDC/FLK40 (21) = brown-red
	IDC/FLK40 (22) = IDC/FLK40 (22) = brown-orange
	IDC/FLK40 (23) = IDC/FLK40 (23) = brown-yellow
	IDC/FLK40 (24) = IDC/FLK40 (24) = brown-green
	IDC/FLK40 (25) = IDC/FLK40 (25) = brown-blue
	IDC/FLK40 (26) = IDC/FLK40 (26) = brown-violet
	IDC/FLK40 (27) = IDC/FLK40 (27) = brown-gray
	IDC/FLK40 (28) = IDC/FLK40 (28) = brown-white
	IDC/FLK40 (29) = IDC/FLK40 (29) = green-black
	IDC/FLK40 (30) = IDC/FLK40 (30) = green-brown
	IDC/FLK40 (31) = IDC/FLK40 (31) = green-red
	IDC/FLK40 (32) = IDC/FLK40 (32) = green-orange
	IDC/FLK40 (33) = IDC/FLK40 (33) = green-blue
	IDC/FLK40 (34) = IDC/FLK40 (34) = green-violet
	IDC/FLK40 (35) = IDC/FLK40 (35) = green-gray
	IDC/FLK40 (36) = IDC/FLK40 (36) = green-white
	IDC/FLK40 (37) = IDC/FLK40 (37) = yellow-black
	IDC/FLK40 (38) = IDC/FLK40 (38) = yellow-brown
	IDC/FLK40 (39) = IDC/FLK40 (39) = yellow-red
	IDC/FLK40 (40) = IDC/FLK40 (40) = yellow-orange

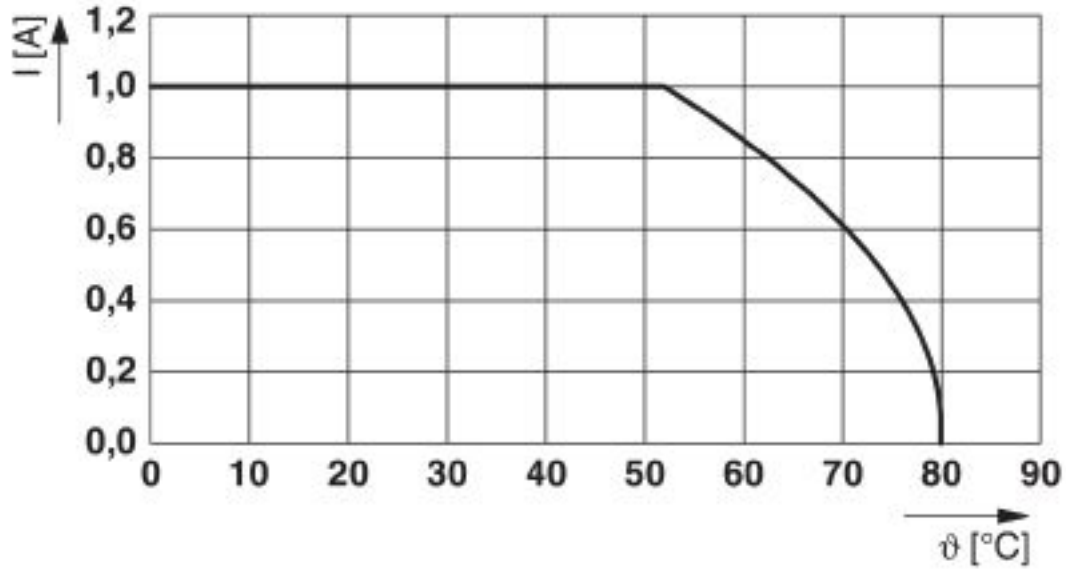
Environmental Product Compliance

China RoHS	Environmentally Friendly Use Period = 5
	For details about hazardous substances go to tab "Downloads", Category "Manufacturer's declaration"

Drawings

Cable - FLK 40/EZ-DR/ 50/SLC - 2294610

Diagram



Maximum permissible current per path in uncoiled state

Classifications

eCl@ss

eCl@ss 10.0.1	27242220
eCl@ss 4.0	27060300
eCl@ss 4.1	27060300
eCl@ss 5.0	27242200
eCl@ss 5.1	27242200
eCl@ss 6.0	27249200
eCl@ss 7.0	27249205
eCl@ss 8.0	27249205
eCl@ss 9.0	27242220

ETIM

ETIM 2.0	EC000237
ETIM 3.0	EC000237
ETIM 4.0	EC000237
ETIM 5.0	EC000237
ETIM 6.0	EC000237
ETIM 7.0	EC000237

Cable - FLK 40/EZ-DR/ 50/SLC - 2294610

Classifications

UNSPSC

UNSPSC 6.01	26121620
UNSPSC 7.0901	26121620
UNSPSC 11	26121620
UNSPSC 12.01	26121620
UNSPSC 13.2	26121620
UNSPSC 18.0	26121620
UNSPSC 19.0	26121620
UNSPSC 20.0	26121620
UNSPSC 21.0	26121620

Approvals


Approvals


Approvals

UL Listed / cUL Listed / EAC / cULus Listed

Ex Approvals

Approval details


UL Listed		http://database.ul.com/cgi-bin/XYV/template/LISEXT/1FRAME/index.htm	FILE E 238705
Nominal voltage UN		125 V	
Nominal current IN		1 A	

cUL Listed		http://database.ul.com/cgi-bin/XYV/template/LISEXT/1FRAME/index.htm	FILE E 238705
Nominal voltage UN		125 V	
Nominal current IN		1 A	

Cable - FLK 40/EZ-DR/ 50/SLC - 2294610

Approvals

EAC		RU*- DE.HB*35.B00385
-----	---	-------------------------

cULus Listed	
--------------	---