

## Side element - UM-PRO 122 COVER-R BK - 2200159

Please be informed that the data shown in this PDF Document is generated from our Online Catalog. Please find the complete data in the user's documentation. Our General Terms of Use for Downloads are valid (<http://phoenixcontact.com/download>)

Lateral element (right) with mounting foot for DIN rails for UM-PRO profiles for PCB the width of 108 mm




### Your advantages

- ✓ Tailor-made housing length, can be cut to length with millimeter precision
- ✓ Easy integration of large electronics components, thanks to the open design
- ✓ Heat-resistant UM-PRO made from polyamide with UL approval up to 100°C
- ✓ Easy device mounting thanks to snap-mount principle (the sides are fixed without the aid of tools)
- ✓ High degree of flexibility, thanks to freely positionable covering hoods



### Key Commercial Data

Packing unit	1 pc
Minimum order quantity	10 pc
GTIN	 4 046356 547413
GTIN	4046356547413
Weight per Piece (excluding packing)	20.000 g
Custom tariff number	39269097
Country of origin	Germany

### Technical data

#### Product properties

Brief article description	Side element
Type	UM-PRO 122 COVER-R BK
Order No.	2200159
Housing type	Press-drawn section housings

## Side element - UM-PRO 122 COVER-R BK - 2200159

### Technical data

#### Product properties

Type	Lateral element (right)
Mounting type	DIN rail mounting/wall mounting (with optional mounting flange)

#### Dimensions

Profile PCB width (selectable):	122 mm [UM122]
Width [ w ]	19.5 mm
Height [ h ]	142.3 mm
Depth [ d ]	39.45 mm
Depth from top edge of DIN rail [ d ]	32.45 mm

#### Material specifications

Housing material	Polyamide
Color (RAL)	black (9005)
Flammability rating according to UL 94	V0

#### Ambient conditions

Ambient temperature (storage/transport)	-40 °C ... 55 °C
Ambient temperature (assembly)	-5 °C ... 100 °C
Ambient temperature (operation)	-40 °C ... 105 °C (depending on power dissipation)
Relative humidity (storage/transport)	80 %

#### PCB specifications

PCB holders	3
PCB thickness	1.4 mm ... 1.8 mm
PCB surface	700 mm <sup>2</sup> ... 1200 mm <sup>2</sup> (per basic profile cm)
Type of PCB mount	Insertion/securing with additional elements

#### Thermal stability (ball thrust test)

Specification	IEC 60695-10-2:2014-02
Temperature	125 °C
Test duration	1 h
Force	20 N

#### Test for assessing the risk of fire (glow wire)

Specification	DIN EN 60695-2-11 (VDE 0471-2-11):2014-11
Temperature	850 °C
Time of exposure	30 s

#### General information

Type of note	Assembly instruction:
Note	Refer to the data sheet for the range in the download area.

## Side element - UM-PRO 122 COVER-R BK - 2200159

### Technical data

#### Packaging specifications

Type of packaging	packed in cardboard
Pieces per package	10
Denomination packing units	Pcs.
Outer packaging type	Carton

#### Environmental Product Compliance

China RoHS	Environmentally friendly use period: unlimited = EFUP-e
	No hazardous substances above threshold values

### Classifications

#### eCl@ss

eCl@ss 10.0.1	27182701
eCl@ss 4.0	27180400
eCl@ss 4.1	27180400
eCl@ss 5.0	27180500
eCl@ss 5.1	27180500
eCl@ss 6.0	27182000
eCl@ss 7.0	27182701
eCl@ss 8.0	27182701
eCl@ss 9.0	27182701

#### ETIM

ETIM 2.0	EC001031
ETIM 3.0	EC001031
ETIM 4.0	EC000721
ETIM 5.0	EC002779
ETIM 6.0	EC002779
ETIM 7.0	EC002779

#### UNSPSC

UNSPSC 6.01	31261501
UNSPSC 7.0901	31261501
UNSPSC 11	31261501
UNSPSC 12.01	31261501
UNSPSC 13.2	31261501
UNSPSC 18.0	31261501
UNSPSC 19.0	31261501

## Side element - UM-PRO 122 COVER-R BK - 2200159

### Classifications

#### UNSPSC

UNSPSC 20.0	31261501
UNSPSC 21.0	31261501

### Approvals

#### Approvals

---

#### Approvals


UL Recognized / EAC


---

#### Ex Approvals

---

### Approval details

UL Recognized		<a href="http://database.ul.com/cgi-bin/XYVV/template/LISEXT/1FRAME/index.htm">http://database.ul.com/cgi-bin/XYVV/template/LISEXT/1FRAME/index.htm</a>	FILE E 240868
---------------	---	---	---------------

EAC			B.01742
-----	---	--	---------

### Accessories

#### Accessories

#### Screwdriver tools

Screwdriver - SZF 0-0,4X2,5 - 1204504



Actuation tool, for ST terminal blocks, also suitable for use as a bladed screwdriver, size: 0.4 x 2.5 x 75 mm, 2-component grip, with non-slip grip

### Necessary add-on products

## Side element - UM-PRO 122 COVER-R BK - 2200159

### Accessories

Profile - UM-PRO PROFILE - 2200148



Press-drawn section housings, Basic profile, profile length (configurable): 3 cm ... 100 cm, color: gray (7035), Note: required profile length = PCB length - 16.2 mm

---

Side element - UM-PRO 122 COVER-L BK - 2200158



Lateral element (left) with mounting foot for DIN rails for UM-PRO profiles with a PCB width of 122 mm

---

### Additional products

Functional earth ground contact - UM-PRO PE CONTACT L1 - 2200161



PE contact for UM-PRO panel mounting base for connecting the PCB to the DIN rail at level 1

---

Functional earth ground contact - UM-PRO PE CONTACT L2 - 2200162



PE contact for UM-PRO panel mounting base for connecting the PCB to the DIN rail at level 2

---

Functional earth ground contact - UM-PRO PE CONTACT L3 - 2200163



PE contact for UM-PRO panel mounting base for connecting the PCB to the DIN rail at level 3

## Side element - UM-PRO 122 COVER-R BK - 2200159

### Accessories

Locking - UM-PRO PCB S-LOCK BK - 2200168



Locking element for locking the top PCB onto UM-PRO housing close to the edge

---

Mounting material - UM-PRO PCB C-LOCK L1 BK - 2200164



Locking element for locking the PCB onto UM-PRO housing at level 1

---

Mounting material - UM-PRO PCB C-LOCK L2 BK - 2200165



Locking element for locking the PCB onto UM-PRO housing at level 2

---

Mounting material - UM-PRO PCB C-LOCK L3 BK - 2200166



Locking element for locking the PCB onto UM-PRO housing at level 3

---

Mounting flange - UM-PRO MOUNT BK - 2200171



Fuse element for mounting UM-PRO panel mounting bases directly onto the mounting plate

---

## Side element - UM-PRO 122 COVER-R BK - 2200159

### Accessories

#### Foot element - UM-PRO 122 FOOT BK - 2200160

Mounting foot for 122 mm UM-PRO profiles for mounting on DIN rails



---

#### Covering hood - UM-PRO A/U N 73 CM - 2200310



Press-drawn section housings, Cover, width: 73 mm, profile length (configurable): 3 cm ... 100 cm, height: 24 mm, color: transparent, Note: max. length of the cover = PCB length = 19 mm

---

#### Covering hood - UM-PRO A/U 73 CM - 2200311



Press-drawn section housings, Cover, width: 73 mm, profile length (configurable): 3 cm ... 100 cm, height: 63.2 mm, color: transparent, Note: max. length of the cover = PCB length = 19 mm

---

#### Covering hood - UM-PRO A/U 92 CM - 2200312



Press-drawn section housings, Cover, width: 92 mm, profile length (configurable): 3 cm ... 100 cm, height: 34 mm, color: transparent, Note: max. length of the cover = PCB length = 19 mm

---

#### Side element - UM-PRO LID-73N BK - 2200174



Press-drawn section housings, Side element for low U-shaped profile cover, width: 10.35 mm, height: 78.43 mm, color: black (9005)

## Side element - UM-PRO 122 COVER-R BK - 2200159

### Accessories

#### Side element - UM-PRO LID-73 BK - 2200173



Press-drawn section housings, Side element for U-shaped profile cover, width: 10.35 mm, height: 78.49 mm, color: black (9005)

---

#### Side element - UM-PRO LID-92 BK - 2200172



Press-drawn section housings, Side element for U-shaped profile cover, width: 10.35 mm, height: 97.51 mm, color: black (9005)

---

---