

High Current Connectors - UHV240-KH/AS - 2130143

Please be informed that the data shown in this PDF Document is generated from our Online Catalog. Please find the complete data in the user's documentation. Our General Terms of Use for Downloads are valid (<http://phoenixcontact.com/download>)




Universal terminal block with mixed connection, cross section: 70 - 240 mm², width: 53 mm, color: gray

The figure shows a combination of versions UHV 240-AS/AS, UHV 240-KH/AS and UHV 240-KH/KH

Your advantages

- ✓ The UHV ... high-current connectors are available in several versions
- ✓ Versions are available with a cable lug or direct connection and there is a mixed version of both connection methods
- ✓ The comprehensive range of accessories, such as the connection rail for cross connection, ensures safe and user-friendly wiring of conductors up to 240 mm²

Key Commercial Data

Packing unit	1 pc
GTIN	 4 017918 052928
GTIN	4017918052928
Weight per Piece (excluding packing)	549.350 g
Custom tariff number	85369010
Country of origin	India

Technical data

General

Number of levels	1
Number of connections	2
Nominal cross section	240 mm ²
Color	gray

High Current Connectors - UHV240-KH/AS - 2130143

Technical data

General

Insulating material	PA
Flammability rating according to UL 94	V2
Rated surge voltage	8 kV
Degree of pollution	3
Overvoltage category	III
Insulating material group	II
Maximum power dissipation for nominal condition	13.78 W
Ambient temperature (operation)	-60 °C ... 85 °C
Ambient temperature (storage/transport)	-25 °C ... 55 °C (For a short time, not exceeding 24 h, -60 to +70 °C)
Permissible humidity (storage/transport)	30 % ... 70 %
Ambient temperature (assembly)	-5 °C ... 70 °C
Ambient temperature (actuation)	-5 °C ... 70 °C
Connection in acc. with standard	IEC 60947-7-1
Nominal current I_N	415 A
Maximum load current	415 A (with 240 mm ² conductor cross section)
Nominal voltage U_N	1000 V
Connection in acc. with standard	IEC 60947-7-1
Open side panel	No

Dimensions

Length	126.5 mm
Width	53 mm
Height NS 35/15	105.5 mm

Connection data

Connection method	Bolt connection
Note	2-conductor connection only on terminal sleeve side
Cable lug connection according to standard	DIN 46234:1980-03
Min. cross section for cable lug connection	25 mm ²
Max. cross section for cable lug connection	240 mm ²
Hole diameter, min.	17 mm
Bolt diameter	16 mm
Screw thread	M16
Tightening torque, min	30 Nm
Tightening torque max	35 Nm
Cable lug connection according to standard	DIN 46235:1983-07
Min. cross section for cable lug connection	50 mm ²
Max. cross section for cable lug connection	240 mm ²

High Current Connectors - UHV240-KH/AS - 2130143

Technical data

Connection data

Hole diameter, min.	17 mm
Bolt diameter	16 mm
Screw thread	M16
Tightening torque, min	30 Nm
Tightening torque max	35 Nm
Stripping length	The stripping length depends on the specification provided by the cable lug manufacturer.
Screw thread	M16
Power rail	40 mm x 5 mm
Connection method	Screw connection
Conductor cross section solid min.	70 mm ²
Conductor cross section solid max.	240 mm ²
Conductor cross section flexible min.	70 mm ²
Conductor cross section flexible max.	240 mm ²
Conductor cross section AWG min.	2/0
Conductor cross section AWG max.	500 kcmil
Conductor cross section flexible, with ferrule without plastic sleeve min.	70 mm ²
Conductor cross section flexible, with ferrule without plastic sleeve max.	180 mm ²
Conductor cross section flexible, with ferrule with plastic sleeve min.	70 mm ²
Conductor cross section flexible, with ferrule with plastic sleeve max.	185 mm ²
2 conductors with same cross section, solid min.	35 mm ²
2 conductors with same cross section, solid max.	95 mm ²
2 conductors with same cross section, stranded min.	50 mm ²
2 conductors with same cross section, stranded max.	95 mm ²
Two conductors with the same cross section stranded, with ferrule and without plastic sleeve, minimum	35 mm ²
Two conductors with the same cross section stranded, with ferrule and without plastic sleeve, maximum	50 mm ²
Stripping length	34 mm
Screw thread	M10
Tightening torque, min	25 Nm
Tightening torque max	30 Nm

Standards and Regulations

Connection in acc. with standard	CSA
	IEC 60947-7-1
	IEC 60947-7-1
Flammability rating according to UL 94	V2

High Current Connectors - UHV240-KH/AS - 2130143

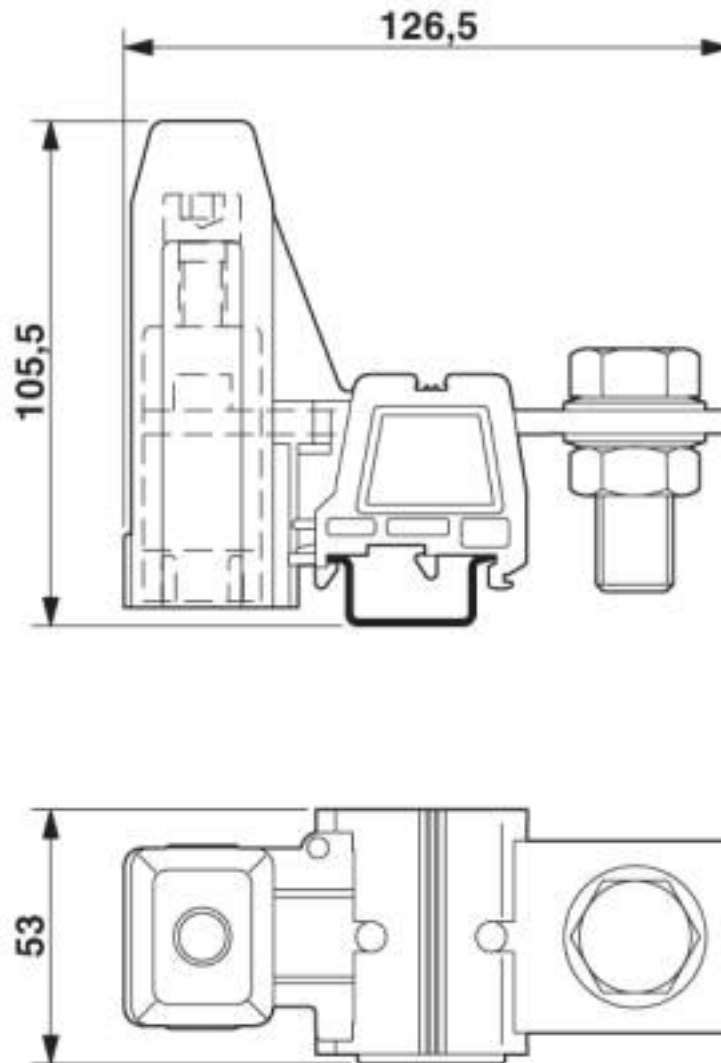
Technical data

Environmental Product Compliance

REACH SVHC	Lead 7439-92-1
China RoHS	Environmentally Friendly Use Period = 50 years
	For details about hazardous substances go to tab "Downloads", Category "Manufacturer's declaration"

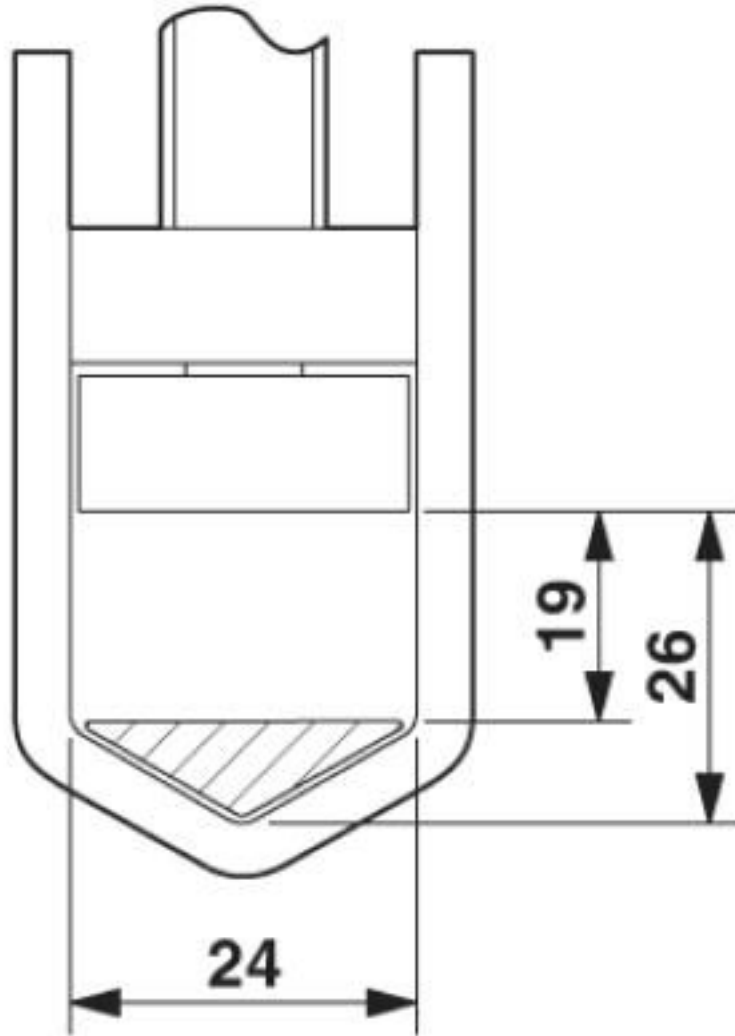
Drawings

Dimensional drawing



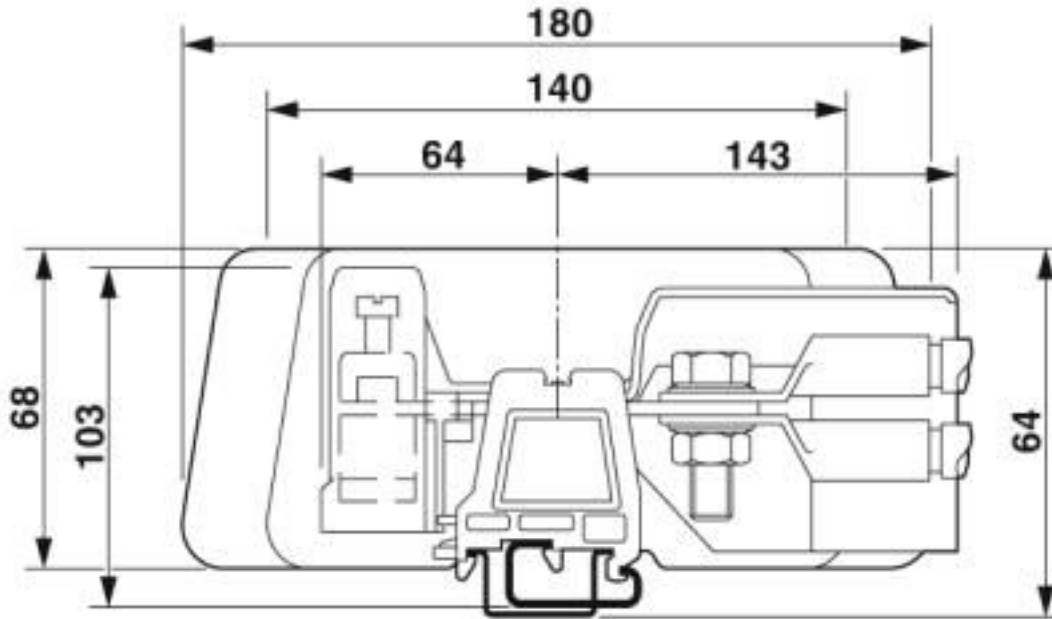
High Current Connectors - UHV240-KH/AS - 2130143

Dimensional drawing



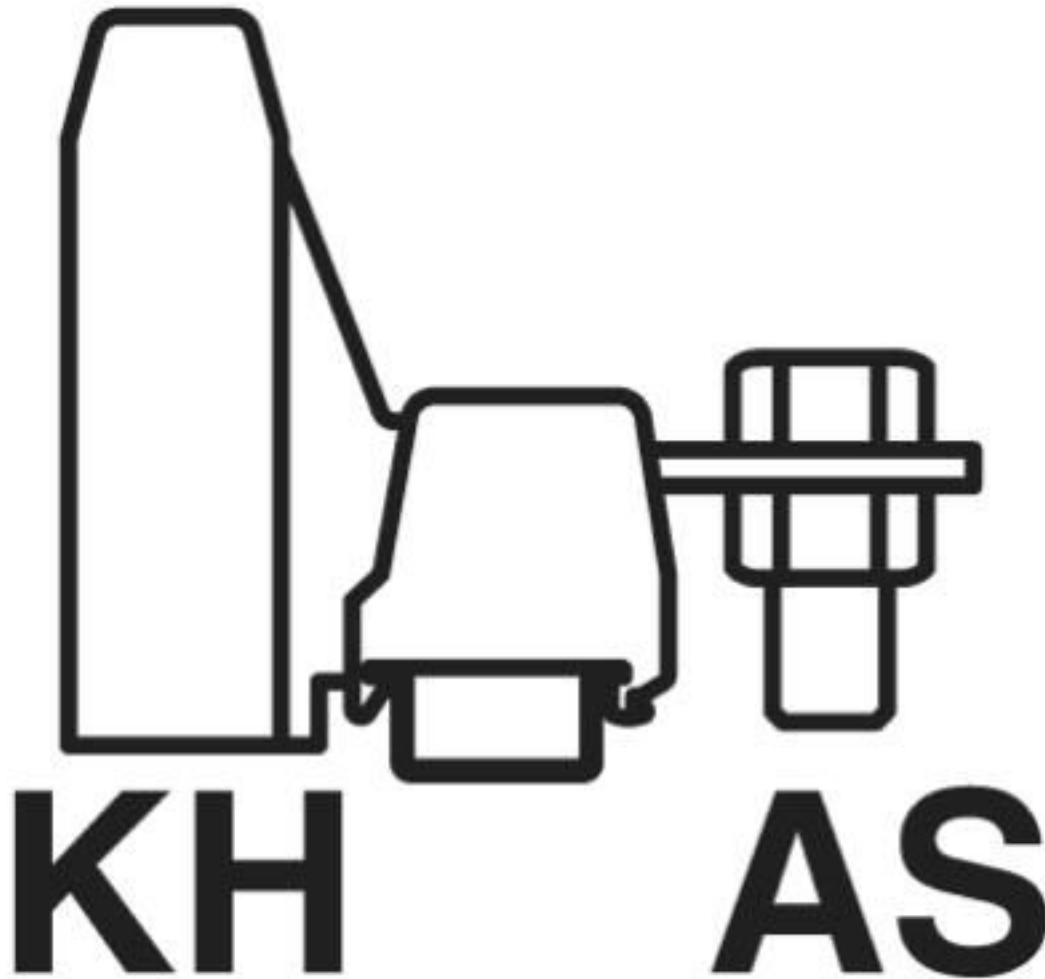
High Current Connectors - UHV240-KH/AS - 2130143

Dimensional drawing



High Current Connectors - UHV240-KH/AS - 2130143

Pictogram

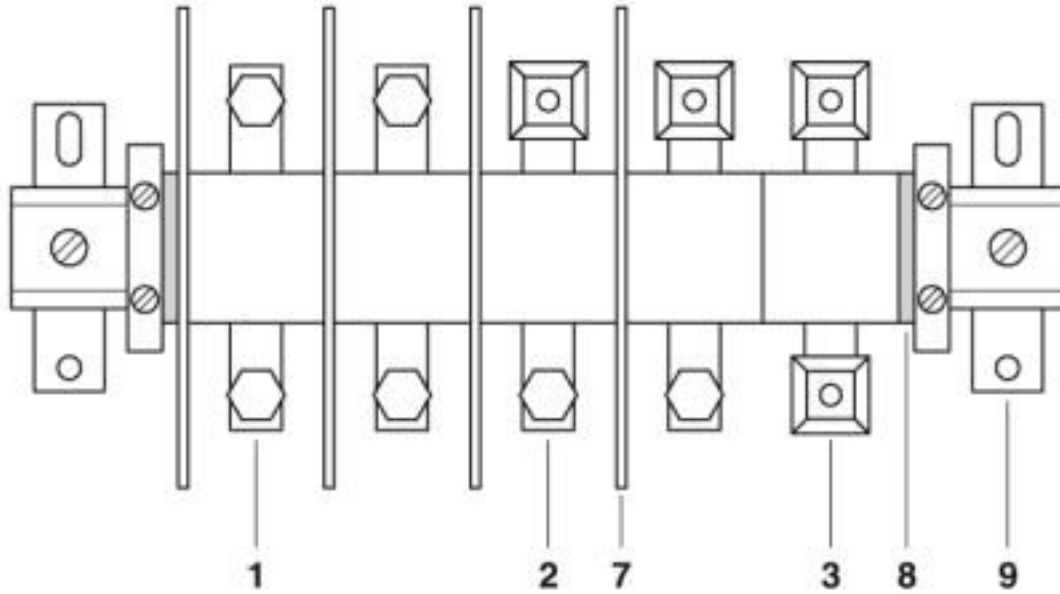


Circuit diagram



High Current Connectors - UHV240-KH/AS - 2130143

Schematic diagram



- 1 = high current connector, AS screw set on both sides
- 2 = high current connector, terminal sleeve KH on one side, screw set AS on the other side
- 3 = high current connector, terminal sleeves KH on both sides, for direct cable connection
- 7 = separating plate
- 8 = end piece
- 9 = flat bracket

Classifications

eCl@ss

eCl@ss 10.0.1	27141120
eCl@ss 4.0	27141100
eCl@ss 4.1	27141100
eCl@ss 5.0	27141100
eCl@ss 5.1	27141100
eCl@ss 6.0	27141100
eCl@ss 7.0	27141120
eCl@ss 8.0	27141120
eCl@ss 9.0	27141120

ETIM

ETIM 2.0	EC000897
ETIM 3.0	EC000897
ETIM 4.0	EC000897

High Current Connectors - UHV240-KH/AS - 2130143

Classifications

ETIM

ETIM 5.0	EC000897
ETIM 6.0	EC000897
ETIM 7.0	EC000897

UNSPSC

UNSPSC 6.01	30211811
UNSPSC 7.0901	39121410
UNSPSC 11	39121410
UNSPSC 12.01	39121410
UNSPSC 13.2	39121410
UNSPSC 18.0	39121410
UNSPSC 19.0	39121410
UNSPSC 20.0	39121410
UNSPSC 21.0	39121410

Approvals


Approvals

Approvals

CSA / UL Recognized / EAC

Ex Approvals

Approval details

CSA		http://www.csagroup.org/services-industries/product-listing/	13631
Nominal voltage UN	600 V		
Nominal current IN	400 A		
mm ² /AWG/kcmil	500		

High Current Connectors - UHV240-KH/AS - 2130143

Approvals

UL Recognized		http://database.ul.com/cgi-bin/XYVV/template/LISEXT/1FRAME/index.htm	FILE E 60425
Nominal voltage UN	600 V		
Nominal current IN	380 A		
mm ² /AWG/kcmil	500		

EAC		RU C- DE.BL08.B.00540
-----	--	--------------------------

Accessories

Accessories

Bridge

Connection rail - UHV240-VS 2 - 2130677



Connection rail, number of positions: 2, color: silver

Connection rail - UHV240-VS 3 - 2130680



Connection rail, number of positions: 3, color: silver

Connector

Ring cable lug - C-RC 25/M16 DIN - 3240104



Ring cable lug, non-insulated, 25 mm², M16

High Current Connectors - UHV240-KH/AS - 2130143

Accessories

Ring cable lug - C-RC 35/M16 DIN - 3240109



Ring cable lug, non-insulated, 35 mm², M16

Ring cable lug - C-RC 50/M16 DIN - 3240114



Ring cable lug, non-insulated, 50 mm², M16

Ring cable lug - C-RC 150/M16 DIN - 3240130



Ring cable lug, non-insulated, 150 mm², M16

Ring cable lug - C-RC 185/M16 DIN - 3240133



Ring cable lug, non-insulated, 185 mm², M16

Ring cable lug - C-RC 240/M16 DIN - 3240136



Ring cable lug, non-insulated, 240 mm², M16

Cover

High Current Connectors - UHV240-KH/AS - 2130143

Accessories

Covering hood - UHV240-AH - 2130473



Covering hood, length: 137.4 mm, width: 49.8 mm, height: 77 mm, color: gray

DIN rail

DIN rail perforated - NS 32 PERF 2000MM - 1201002



DIN rail perforated, G profile, width: 32 mm, height: 15 mm, acc. to EN 60715, material: Steel, galvanized, passivated with a thick layer, length: 2000 mm, color: silver

DIN rail, unperforated - NS 32 UNPERF 2000MM - 1201015



DIN rail, unperforated, G profile, width: 32 mm, height: 15 mm, acc. to EN 60715, material: Steel, galvanized, passivated with a thick layer, length: 2000 mm, color: silver

DIN rail perforated - NS 35/15 PERF 2000MM - 1201730



DIN rail perforated, Standard profile, width: 35 mm, height: 15 mm, similar to EN 60715, material: Steel, galvanized, passivated with a thick layer, length: 2000 mm, color: silver

DIN rail, unperforated - NS 35/15 UNPERF 2000MM - 1201714



DIN rail, unperforated, Standard profile, width: 35 mm, height: 15 mm, similar to EN 60715, material: Steel, galvanized, passivated with a thick layer, length: 2000 mm, color: silver

High Current Connectors - UHV240-KH/AS - 2130143

Accessories

DIN rail perforated - NS 35/15 WH PERF 2000MM - 0806602



DIN rail perforated, Standard profile, width: 35 mm, height: 15 mm, similar to EN 60715, material: Steel, Galvanized, white passivated, length: 2000 mm, color: silver

DIN rail, unperforated - NS 35/15 WH UNPERF 2000MM - 1204135



DIN rail, unperforated, Standard profile, width: 35 mm, height: 15 mm, similar to EN 60715, material: Steel, Galvanized, white passivated, length: 2000 mm, color: silver

DIN rail, unperforated - NS 35/15 AL UNPERF 2000MM - 1201756



DIN rail, unperforated, Standard profile, width: 35 mm, height: 15 mm, similar to EN 60715, material: Aluminum, uncoated, length: 2000 mm, color: silver

DIN rail perforated - NS 35/15 ZN PERF 2000MM - 1206599



DIN rail perforated, Standard profile, width: 35 mm, height: 15 mm, similar to EN 60715, material: Steel, galvanized, length: 2000 mm, color: silver

DIN rail, unperforated - NS 35/15 ZN UNPERF 2000MM - 1206586



DIN rail, unperforated, Standard profile, width: 35 mm, height: 15 mm, similar to EN 60715, material: Steel, galvanized, length: 2000 mm, color: silver

High Current Connectors - UHV240-KH/AS - 2130143

Accessories

DIN rail, unperforated - NS 35/15 CU UNPERF 2000MM - 1201895



DIN rail, unperforated, Standard profile, width: 35 mm, height: 15 mm, similar to EN 60715, material: Copper, uncoated, length: 2000 mm, color: copper-colored

End cap - NS 35/15 CAP - 1206573



DIN rail end piece, for DIN rail NS 35/15

DIN rail, unperforated - NS 35/15-2,3 UNPERF 2000MM - 1201798



DIN rail, unperforated, Standard profile 2.3 mm, width: 35 mm, height: 15 mm, acc. to EN 60715, material: Steel, galvanized, passivated with a thick layer, length: 2000 mm, color: silver

End block

End clamp - E/AL-NS 32 - 1201659



End clamp, for end support of UKH 50 - UKH 240, is pushed onto DIN rail NS 32 and fixed with 2 screws, width: 10 mm, color: Aluminum

End clamp - E/AL-NS 35 - 1201662



End clamp, for end support of UKH 50 to UKH 240, is pushed onto DIN rail NS 35 and fixed with 2 screws, width: 10 mm, color: aluminum

High Current Connectors - UHV240-KH/AS - 2130143

Accessories

End clamp - CLIPFIX 15 - 3022263



Snap-on end bracket, to be snapped onto NS 15 DIN rail

Labeled terminal marker

Zack marker strip - ZB 10 CUS - 0824941



Zack marker strip, can be ordered: Strip, white, labeled according to customer specifications, mounting type: snap into tall marker groove, for terminal block width: 10.2 mm, lettering field size: 10.15 x 10.5 mm, Number of individual labels: 10

Zack marker strip - ZB10,LGS:FORTL.ZAHLEN - 1053014



Zack marker strip, Strip, white, labeled, can be labeled with: CMS-P1-PLOTTER, printed horizontally: consecutive numbers 1 ... 10, 11 ... 20, etc. up to 91 ... 100, mounting type: snap into tall marker groove, for terminal block width: 10.2 mm, lettering field size: 10.15 x 10.5 mm, Number of individual labels: 10

Zack marker strip - ZB10,QR:FORTL.ZAHLEN - 1053027



Zack marker strip, Strip, white, labeled, can be labeled with: CMS-P1-PLOTTER, Printed vertically: consecutive numbers 1 ... 10, 11 ... 20, etc. up to 91 ... 100, mounting type: snap into tall marker groove, for terminal block width: 10.2 mm, lettering field size: 10.15 x 10.5 mm, Number of individual labels: 10

Marker for terminal blocks - ZB10,LGS:L1-N,PE - 1053412



Marker for terminal blocks, Strip, white, labeled, can be labeled with: CMS-P1-PLOTTER, horizontal: L1, L2, L3, N, PE, L1, L2, L3, N, PE, mounting type: snap into tall marker groove, for terminal block width: 10.2 mm, lettering field size: 10.15 x 10.5 mm, Number of individual labels: 10

High Current Connectors - UHV240-KH/AS - 2130143

Accessories

Marker for terminal blocks - ZB10,LGS:U-N - 1053438



Marker for terminal blocks. Strip, white, labeled, can be labeled with: CMS-P1-PLOTTER, horizontal: U, V, W, N, GND, U, V, W, N, GND, mounting type: snap into tall marker groove, for terminal block width: 10.2 mm, lettering field size: 10.15 x 10.5 mm, Number of individual labels: 10

Marker for terminal blocks - UC-TM 10 CUS - 0824605



Marker for terminal blocks, can be ordered: by sheet, white, labeled according to customer specifications, mounting type: snap into tall marker groove, for terminal block width: 10.2 mm, lettering field size: 9.6 x 10.5 mm, Number of individual labels: 48

Marker for terminal blocks - UCT-TM 10 CUS - 0829623



Marker for terminal blocks, can be ordered: by sheet, white, labeled according to customer specifications, mounting type: snap into tall marker groove, for terminal block width: 10.2 mm, lettering field size: 8.9 x 9.6 mm, Number of individual labels: 36

Mounting material

Insertion profile - UKH 150/240 EP - 3009244



Insertion profile, color: silver

Partition plate

Separating plate - UHV -TP2 - 2130415



Separating plate, length: 180.2 mm, width: 2 mm, height: 68.3 mm, color: gray

High Current Connectors - UHV240-KH/AS - 2130143

Accessories

Terminal marking

Marker card - SBS10:UNBEDRUCKT - 1007248



Marker card, Card, white, unlabeled, can be labeled with: Marker pen, perforated, mounting type: snap into tall marker groove, snap into flat marker groove, for terminal block width: 10 mm, lettering field size: 6 x 10.1 mm, Number of individual labels: 250

Zack marker strip - ZB 10:UNBEDRUCKT - 1053001



Zack marker strip, Strip, white, unlabeled, can be labeled with: PLOTMARK, CMS-P1-PLOTTER, mounting type: snap into tall marker groove, for terminal block width: 10.2 mm, lettering field size: 10.5 x 10.15 mm, Number of individual labels: 10

Marker for terminal blocks - UC-TM 10 - 0818069



Marker for terminal blocks, Sheet, white, unlabeled, can be labeled with: BLUEMARK ID COLOR, BLUEMARK ID, BLUEMARK CLED, PLOTMARK, CMS-P1-PLOTTER, mounting type: snap into tall marker groove, for terminal block width: 10.2 mm, lettering field size: 9.6 x 10.5 mm, Number of individual labels: 48

Marker for terminal blocks - UCT-TM 10 - 0829142



Marker for terminal blocks, Sheet, white, unlabeled, can be labeled with: TOPMARK NEO, TOPMARK LASER, BLUEMARK ID COLOR, BLUEMARK ID, BLUEMARK CLED, THERMOMARK PRIME, THERMOMARK CARD 2.0, THERMOMARK CARD, mounting type: snap into tall marker groove, for terminal block width: 10.2 mm, lettering field size: 8.9 x 9.6 mm, Number of individual labels: 36

Necessary add-on products

High Current Connectors - UHV240-KH/AS - 2130143

Accessories

Flange cover - UHV -E - 2130428



Flange cover, length: 43.3 mm, width: 5.2 mm, color: gray