

Feed-through terminal block - UK 5-TWIN BU - 1923047

Please be informed that the data shown in this PDF Document is generated from our Online Catalog. Please find the complete data in the user's documentation. Our General Terms of Use for Downloads are valid (<http://phoenixcontact.com/download>)



1-level terminal block with double connection on one side, cross section: 0.2 - 4 mm², AWG: 24 - 12, width: 6.2 mm, color: blue


Your advantages

- ✓ These twin modular terminal blocks are designed for the basic task of potential branching
- ✓ Two independent conductor connections can be used on the control cabinet side
- ✓ Universal foot for mounting on NS 35.. or NS 32... DIN rails
- ✓ Easy connection of different types of conductors with different cross sections
- ✓ Can be bridged in the terminal center, even with neighboring feed-through terminal blocks aligned

RoHS



Key Commercial Data

Packing unit	1 pc
Minimum order quantity	50 pc
GTIN	 4 017918 052447
GTIN	4017918052447
Weight per Piece (excluding packing)	12.680 g
Custom tariff number	85369010
Country of origin	China

Technical data

General

Number of levels	2
Number of connections	3
Potentials	1
Nominal cross section	4 mm ²

Feed-through terminal block - UK 5-TWIN BU - 1923047

Technical data

General

Color	blue
Insulating material	PA
Flammability rating according to UL 94	V2
Rated surge voltage	6 kV
Degree of pollution	3
Overvoltage category	III
Insulating material group	I
Maximum power dissipation for nominal condition	1.02 W (the value is multiplied when connecting multiple levels)
Maximum load current	32 A (in case of a 4 mm ² conductor cross section, the maximum load current must not be exceeded by the total current of all connected conductors.)
Nominal current I _N	32 A (with 4 mm ² conductor cross section)
Nominal voltage U _N	500 V (With tightened clamping screws)
Open side panel	Yes
Ambient temperature (operation)	-60 °C ... 85 °C
Ambient temperature (storage/transport)	-25 °C ... 55 °C (For a short time, not exceeding 24 h, -60 to +70 °C)
Permissible humidity (storage/transport)	30 % ... 70 %
Ambient temperature (assembly)	-5 °C ... 70 °C
Ambient temperature (actuation)	-5 °C ... 70 °C
Shock protection test specification	IEC 60529:2001-02
Back of the hand protection	guaranteed
Finger protection	guaranteed
Note regarding shock protection	Only with closed clamping unit
Result of surge voltage test	Test passed
Result of power-frequency withstand voltage test	Test passed
Power frequency withstand voltage setpoint	1.89 kV
Result of the test for mechanical stability of terminal points (5 x conductor connection)	Test passed
Result of bending test	Test passed
Bending test rotation speed	10 rpm
Bending test turns	135
Bending test conductor cross section/weight	0.25 mm ² / 0.3 kg
	4 mm ² / 0.9 kg
Tensile test result	Test passed
Result of tight fit on support	Test passed
Tight fit on carrier	NS 35/NS 32
Setpoint	1 N
Result of voltage-drop test	Test passed

Feed-through terminal block - UK 5-TWIN BU - 1923047

Technical data

General

Result of temperature-rise test	Test passed
Requirement temperature-rise test	Increase in temperature ≤ 45 K
Short circuit stability result	Test passed
Conductor cross section short circuit testing	4 mm ²
Short-time current	0.48 kA
Result of thermal test	Test passed
Proof of thermal characteristics (needle flame) effective duration	30 s
Relative insulation material temperature index (Elec., UL 746 B)	125 °C
Temperature index of insulation material (DIN EN 60216-1 (VDE 0304-21))	125 °C

Dimensions

Width	6.2 mm
End cover width	2 mm
Length	50.5 mm
Height NS 35/7,5	47 mm
Height NS 35/15	54.5 mm
Height NS 32	52 mm

Connection data

Connection	1 level
Connection method	Screw connection
Screw thread	M3
Stripping length	8 mm
Tightening torque, min	0.6 Nm
Tightening torque max	0.8 Nm
Connection in acc. with standard	IEC 60947-7-1
Conductor cross section solid min.	0.2 mm ²
Conductor cross section solid max.	4 mm ²
Conductor cross section AWG min.	24
Conductor cross section AWG max.	12
Conductor cross section flexible min.	0.2 mm ²
Conductor cross section flexible max.	4 mm ²
Min. AWG conductor cross section, flexible	24
Max. AWG conductor cross section, flexible	12
Conductor cross section flexible, with ferrule without plastic sleeve min.	0.25 mm ²
Conductor cross section flexible, with ferrule without plastic sleeve max.	4 mm ²
Conductor cross section flexible, with ferrule with plastic sleeve min.	0.25 mm ²
Conductor cross section flexible, with ferrule with plastic sleeve max.	2.5 mm ²

Feed-through terminal block - UK 5-TWIN BU - 1923047

Technical data

Connection data

Cross section with insertion bridge, solid max.	4 mm ²
Cross section with insertion bridge, stranded max.	4 mm ²
2 conductors with same cross section, solid min.	0.2 mm ²
2 conductors with same cross section, solid max.	1.5 mm ²
2 conductors with same cross section, stranded min.	0.2 mm ²
2 conductors with same cross section, stranded max.	1.5 mm ²
Two conductors with the same cross section, flexible, with TWIN ferrules, with plastic sleeve, minimum	0.5 mm ²
Two conductors with the same cross section, flexible, with TWIN ferrules, with plastic sleeve, maximum	1.5 mm ²
Two conductors with the same cross section stranded, with ferrule and without plastic sleeve, minimum	0.25 mm ²
Two conductors with the same cross section stranded, with ferrule and without plastic sleeve, maximum	1.5 mm ²
Connection in acc. with standard	IEC/EN 60079-7
Conductor cross section solid min.	0.2 mm ²
Conductor cross section solid max.	4 mm ²
Conductor cross section AWG min.	30
Conductor cross section AWG max.	10
Conductor cross section flexible min.	0.2 mm ²
Conductor cross section flexible max.	4 mm ²

Standards and Regulations

Connection in acc. with standard	CSA
	IEC 60947-7-1
Flammability rating according to UL 94	V2

Environmental Product Compliance

REACH SVHC	Lead 7439-92-1
China RoHS	Environmentally Friendly Use Period = 50 years
	For details about hazardous substances go to tab "Downloads", Category "Manufacturer's declaration"

Drawings

Circuit diagram



Feed-through terminal block - UK 5-TWIN BU - 1923047

Classifications

eCl@ss

eCl@ss 10.0.1	27141120
eCl@ss 4.0	27141100
eCl@ss 4.1	27141100
eCl@ss 5.0	27141100
eCl@ss 5.1	27141100
eCl@ss 6.0	27141100
eCl@ss 7.0	27141120
eCl@ss 8.0	27141120
eCl@ss 9.0	27141120

ETIM

ETIM 2.0	EC000897
ETIM 3.0	EC000897
ETIM 4.0	EC000897
ETIM 5.0	EC000897
ETIM 6.0	EC000897
ETIM 7.0	EC000897

UNSPSC

UNSPSC 6.01	30211811
UNSPSC 7.0901	39121410
UNSPSC 11	39121410
UNSPSC 12.01	39121410
UNSPSC 13.2	39121410
UNSPSC 18.0	39121410
UNSPSC 19.0	39121410
UNSPSC 20.0	39121410
UNSPSC 21.0	39121410

Approvals

Approvals

Approvals

DNV GL / CSA / UL Recognized / KEMA-KEUR / IECCE CB Scheme / EAC / LR / EAC

Feed-through terminal block - UK 5-TWIN BU - 1923047


Approvals


Ex Approvals


ATEX / UL Recognized / cUL Recognized / EAC Ex / cULus Recognized


Approval details

DNV GL		https://approvalfinder.dnvgl.com/	TAE00001CT
--------	---	---	------------

CSA		http://www.csagroup.org/services-industries/product-listing/	13631
Nominal voltage UN		300 V	
Nominal current IN		30 A	
mm ² /AWG/kcmil		22-10	

UL Recognized		http://database.ul.com/cgi-bin/XYV/template/LISEXT/1FRAME/index.htm	FILE E 60425
	B	C	
Nominal voltage UN	300 V	150 V	
Nominal current IN	35 A	35 A	
mm ² /AWG/kcmil	30-10	30-10	

KEMA-KEUR		http://www.dekra-certification.com	71-107963
Nominal voltage UN		500 V	
Nominal current IN		32 A	
mm ² /AWG/kcmil		4	

IECEE CB Scheme		http://www.iecee.org/	NL-59393
Nominal voltage UN		500 V	

Feed-through terminal block - UK 5-TWIN BU - 1923047

Approvals

Nominal current I _N	32 A
mm ² /AWG/kcmil	4

EAC		RU C- DE.A*30.B.01742
-----	--	--------------------------

LR		http://www.lr.org/en	88/20086
----	--	---	----------

EAC		RU C- DE.BL08.B.00534
-----	--	--------------------------

Accessories

Accessories

Bridge

Fixed bridge - FB-150 METER - 0201595



Cross connection rail, for fixed bridging of identical inputs and outputs, made of Cu, nickel-plated, 1 m long

DIN rail

DIN rail perforated - NS 32 PERF 2000MM - 1201002



DIN rail perforated, G profile, width: 32 mm, height: 15 mm, acc. to EN 60715, material: Steel, galvanized, passivated with a thick layer, length: 2000 mm, color: silver

Feed-through terminal block - UK 5-TWIN BU - 1923047

Accessories

DIN rail, unperforated - NS 32 UNPERF 2000MM - 1201015



DIN rail, unperforated, G profile, width: 32 mm, height: 15 mm, acc. to EN 60715, material: Steel, galvanized, passivated with a thick layer, length: 2000 mm, color: silver

DIN rail perforated - NS 35/ 7,5 PERF 2000MM - 0801733



DIN rail perforated, Standard profile, width: 35 mm, height: 7.5 mm, acc. to EN 60715, material: Steel, galvanized, passivated with a thick layer, length: 2000 mm, color: silver

DIN rail, unperforated - NS 35/ 7,5 UNPERF 2000MM - 0801681



DIN rail, unperforated, Standard profile, width: 35 mm, height: 7.5 mm, acc. to EN 60715, material: Steel, galvanized, passivated with a thick layer, length: 2000 mm, color: silver

DIN rail perforated - NS 35/ 7,5 WH PERF 2000MM - 1204119



DIN rail perforated, Standard profile, width: 35 mm, height: 7.5 mm, acc. to EN 60715, material: Steel, Galvanized, white passivated, length: 2000 mm, color: silver

DIN rail, unperforated - NS 35/ 7,5 WH UNPERF 2000MM - 1204122



DIN rail, unperforated, Standard profile, width: 35 mm, height: 7.5 mm, acc. to EN 60715, material: Steel, Galvanized, white passivated, length: 2000 mm, color: silver

Feed-through terminal block - UK 5-TWIN BU - 1923047

Accessories

DIN rail, unperforated - NS 35/ 7,5 AL UNPERF 2000MM - 0801704



DIN rail, unperforated, Standard profile, width: 35 mm, height: 7.5 mm, acc. to EN 60715, material: Aluminum, uncoated, length: 2000 mm, color: silver

DIN rail perforated - NS 35/ 7,5 ZN PERF 2000MM - 1206421



DIN rail perforated, Standard profile, width: 35 mm, height: 7.5 mm, acc. to EN 60715, material: Steel, galvanized, length: 2000 mm, color: silver

DIN rail, unperforated - NS 35/ 7,5 ZN UNPERF 2000MM - 1206434



DIN rail, unperforated, Standard profile, width: 35 mm, height: 7.5 mm, acc. to EN 60715, material: Steel, galvanized, length: 2000 mm, color: silver

DIN rail, unperforated - NS 35/ 7,5 CU UNPERF 2000MM - 0801762



DIN rail, unperforated, Standard profile, width: 35 mm, height: 7.5 mm, acc. to EN 60715, material: Copper, uncoated, length: 2000 mm, color: copper-colored

End cap - NS 35/ 7,5 CAP - 1206560

DIN rail end piece, for DIN rail NS 35/7.5



Feed-through terminal block - UK 5-TWIN BU - 1923047

Accessories

DIN rail perforated - NS 35/15 PERF 2000MM - 1201730



DIN rail perforated, Standard profile, width: 35 mm, height: 15 mm, similar to EN 60715, material: Steel, galvanized, passivated with a thick layer, length: 2000 mm, color: silver

DIN rail, unperforated - NS 35/15 UNPERF 2000MM - 1201714



DIN rail, unperforated, Standard profile, width: 35 mm, height: 15 mm, similar to EN 60715, material: Steel, galvanized, passivated with a thick layer, length: 2000 mm, color: silver

DIN rail perforated - NS 35/15 WH PERF 2000MM - 0806602



DIN rail perforated, Standard profile, width: 35 mm, height: 15 mm, similar to EN 60715, material: Steel, Galvanized, white passivated, length: 2000 mm, color: silver

DIN rail, unperforated - NS 35/15 WH UNPERF 2000MM - 1204135



DIN rail, unperforated, Standard profile, width: 35 mm, height: 15 mm, similar to EN 60715, material: Steel, Galvanized, white passivated, length: 2000 mm, color: silver

DIN rail, unperforated - NS 35/15 AL UNPERF 2000MM - 1201756



DIN rail, unperforated, Standard profile, width: 35 mm, height: 15 mm, similar to EN 60715, material: Aluminum, uncoated, length: 2000 mm, color: silver

Feed-through terminal block - UK 5-TWIN BU - 1923047

Accessories

DIN rail perforated - NS 35/15 ZN PERF 2000MM - 1206599



DIN rail perforated, Standard profile, width: 35 mm, height: 15 mm, similar to EN 60715, material: Steel, galvanized, length: 2000 mm, color: silver

DIN rail, unperforated - NS 35/15 ZN UNPERF 2000MM - 1206586



DIN rail, unperforated, Standard profile, width: 35 mm, height: 15 mm, similar to EN 60715, material: Steel, galvanized, length: 2000 mm, color: silver

DIN rail, unperforated - NS 35/15 CU UNPERF 2000MM - 1201895



DIN rail, unperforated, Standard profile, width: 35 mm, height: 15 mm, similar to EN 60715, material: Copper, uncoated, length: 2000 mm, color: copper-colored

End cap - NS 35/15 CAP - 1206573



DIN rail end piece, for DIN rail NS 35/15

DIN rail, unperforated - NS 35/15-2,3 UNPERF 2000MM - 1201798



DIN rail, unperforated, Standard profile 2.3 mm, width: 35 mm, height: 15 mm, acc. to EN 60715, material: Steel, galvanized, passivated with a thick layer, length: 2000 mm, color: silver

End block

Feed-through terminal block - UK 5-TWIN BU - 1923047

Accessories

End clamp - CLIPFIX 35 - 3022218



Quick mounting end clamp for NS 35/7,5 DIN rail or NS 35/15 DIN rail, with marking option, width: 9.5 mm, color: gray

End clamp - CLIPFIX 35-5 - 3022276



Quick mounting end clamp for NS 35/7,5 DIN rail or NS 35/15 DIN rail, with marking option, with parking option for FBS...5, FBS...6, KSS 5, KSS 6, width: 5.15 mm, color: gray

End clamp - E/NS 35 N - 0800886



End clamp, width: 9.5 mm, color: gray

End clamp - E/UK - 1201442



End clamp, width: 9.5 mm, height: 35.3 mm, material: PA, length: 50.5 mm, Mounting on a DIN rail NS 32 or NS 35, color: gray

End clamp - E/UK 1 - 1201413



End clamps, for supporting the ends of double-level and three-level terminal blocks, width: 10 mm, color: gray

End cover

Feed-through terminal block - UK 5-TWIN BU - 1923047

Accessories

End cover - D-UK 5-TWIN BU - 1923050



End cover, length: 50.5 mm, width: 2 mm, height: 47 mm, color: blue

End cover - D-UK 5-TWIN - 1923034



End cover, length: 50 mm, width: 2 mm, height: 36 mm, color: gray

Insertion bridge

Insertion bridge - EB 3- 6 - 0201142



Insertion bridge, pitch: 6.2 mm, number of positions: 3, color: gray

Insertion bridge - EB 2- 6 - 0201155



Insertion bridge, pitch: 6.2 mm, number of positions: 2, color: gray

Insertion bridge - EB 10- 6 - 0201139



Insertion bridge, pitch: 6.2 mm, number of positions: 10, color: gray

Feed-through terminal block - UK 5-TWIN BU - 1923047

Accessories

Insulating sleeve

Bridge bar isolator - IS-K 4 - 1302338



Bridge bar isolator, color: gray

Labeled terminal marker

Zack marker strip - ZB 6 CUS - 0824992



Zack marker strip, can be ordered: Strip, white, labeled according to customer specifications, mounting type: snap into tall marker groove, for terminal block width: 6.2 mm, lettering field size: 6.15 x 10.5 mm, Number of individual labels: 10

Zack marker strip - ZB 6,LGS:FORTL.ZAHLEN - 1051016



Zack marker strip, Strip, white, labeled, can be labeled with: CMS-P1-PLOTTER, printed horizontally: consecutive numbers 1 ... 10, 11 ... 20, etc. up to 491 ... 500, mounting type: snap into tall marker groove, for terminal block width: 6.2 mm, lettering field size: 6.15 x 10.5 mm, Number of individual labels: 10

Zack marker strip - ZB 6,QR:FORTL.ZAHLEN - 1051029



Zack marker strip, Strip, white, labeled, can be labeled with: CMS-P1-PLOTTER, Printed vertically: consecutive numbers 1 ... 10, 11 ... 20, etc. up to 491 ... 500, mounting type: snap into tall marker groove, for terminal block width: 6.2 mm, lettering field size: 6.15 x 10.5 mm, Number of individual labels: 10

Zack marker strip - ZB 6,LGS:GLEICHE ZAHLEN - 1051032



Zack marker strip, Strip, white, labeled, can be labeled with: CMS-P1-PLOTTER, printed horizontally: Identical numbers 1 or 2, etc. up to 100, mounting type: snap into tall marker groove, for terminal block width: 6.2 mm, lettering field size: 6.15 x 10.5 mm, Number of individual labels: 10

Feed-through terminal block - UK 5-TWIN BU - 1923047

Accessories

Marker for terminal blocks - ZB 6,LGS:L1-N,PE - 1051414



Marker for terminal blocks, Strip, white, labeled, can be labeled with: CMS-P1-PLOTTER, horizontal: L1, L2, L3, N, PE, L1, L2, L3, N, PE, mounting type: snap into tall marker groove, for terminal block width: 6.2 mm, lettering field size: 6.15 x 10.5 mm, Number of individual labels: 10

Marker for terminal blocks - ZB 6,LGS:U-N - 1051430



Marker for terminal blocks, Strip, white, labeled, can be labeled with: CMS-P1-PLOTTER, printed horizontally: U, V, W, N, GND, U, V, W, N, GND, mounting type: snap into tall marker groove, for terminal block width: 6.2 mm, lettering field size: 6.15 x 10.5 mm, Number of individual labels: 10

Marker for terminal blocks - UC-TM 6 CUS - 0824589



Marker for terminal blocks, can be ordered: by sheet, white, labeled according to customer specifications, mounting type: snap into tall marker groove, for terminal block width: 6.2 mm, lettering field size: 5.6 x 10.5 mm, Number of individual labels: 80

Marker for terminal blocks - UCT-TM 6 CUS - 0829602



Marker for terminal blocks, can be ordered: by sheet, white, labeled according to customer specifications, mounting type: snap into tall marker groove, for terminal block width: 6.2 mm, lettering field size: 5.6 x 10.5 mm, Number of individual labels: 60

Partition plate

Separating plate - TS-K - 1302215



Separating plate, length: 22 mm, width: 0.5 mm, height: 22 mm, color: gray

Feed-through terminal block - UK 5-TWIN BU - 1923047

Accessories

Screw bridge

Jumper - ISSBI 10- 6 - 0301505



Jumper, pitch: 6 mm, number of positions: 10, color: silver

Jumper - LB 10-6 GY - 0202358



Jumper, pitch: 6 mm, number of positions: 10, color: gray

Jumper - LB 100-6 GY - 0202345



Jumper, pitch: 6 mm, number of positions: 100, color: gray

Jumper - LB 100-6 RD - 0202316



Jumper, number of positions: 100, color: red

Jumper - LB 100-6 BU - 0202303



Jumper, number of positions: 100, color: blue

Feed-through terminal block - UK 5-TWIN BU - 1923047

Accessories

Jumper - LB 10-6 RD - 0202293



Jumper, pitch: 6 mm, number of positions: 10, color: red

Jumper - LB 10-6 BU - 0202280



Jumper, pitch: 6 mm, number of positions: 10, color: blue

Fixed bridge - FBI 100- 6 - 0201650



Fixed bridge, pitch: 6.2 mm, number of positions: 100, color: silver

Fixed bridge - FBI 10- 6 - 0203250



Fixed bridge, pitch: 6.2 mm, number of positions: 10, color: silver

Fixed bridge - FBI 20- 6 - 0201867



Fixed bridge, pitch: 6.2 mm, number of positions: 20, color: silver

Short-circuit connector

Feed-through terminal block - UK 5-TWIN BU - 1923047

Accessories

Short-circuit connector - KSS 6 - 0301547



Short-circuit connector, pitch: 6 mm, number of positions: 2, color: black

Short-circuit connector - KSS 3- 6 - 0309523



Short-circuit connector, pitch: 6 mm, number of positions: 3, color: black

Switching jumper

Switching jumper - USBRJ 2-7 - 2305538



Switching jumper, number of positions: 2, color: silver

Switching jumper - USBR 2-7 - 2303239



Switching jumper, pitch: 7 mm, number of positions: 2, color: silver

Terminal marking

Marker card - SBS 6:UNBEDRUCKT - 1007222



Marker card, Card, white, unlabeled, can be labeled with: Marker pen, mounting type: snap into tall marker groove, snap into flat marker groove, for terminal block width: 6 mm, lettering field size: 6 x 6.1 mm, Number of individual labels: 250

Feed-through terminal block - UK 5-TWIN BU - 1923047

Accessories

Zack marker strip - ZB 6:UNBEDRUCKT - 1051003



Zack marker strip, Strip, white, unlabeled, can be labeled with: PLOTMARK, CMS-P1-PLOTTER, mounting type: snap into tall marker groove, for terminal block width: 6.2 mm, lettering field size: 6.15 x 10.5 mm, Number of individual labels: 10

Marker for terminal blocks - UC-TM 6 - 0818085



Marker for terminal blocks, Sheet, white, unlabeled, can be labeled with: BLUEMARK ID COLOR, BLUEMARK ID, BLUEMARK CLED, PLOTMARK, CMS-P1-PLOTTER, mounting type: snap into tall marker groove, for terminal block width: 6.2 mm, lettering field size: 5.6 x 10.5 mm, Number of individual labels: 80

Marker for terminal blocks - UCT-TM 6 - 0828736



Marker for terminal blocks, Sheet, white, unlabeled, can be labeled with: TOPMARK NEO, TOPMARK LASER, BLUEMARK ID COLOR, BLUEMARK ID, BLUEMARK CLED, THERMOMARK PRIME, THERMOMARK CARD 2.0, THERMOMARK CARD, mounting type: snap into tall marker groove, for terminal block width: 6.2 mm, lettering field size: 5.6 x 10.5 mm, Number of individual labels: 60

Test plug terminal block

Test plugs - PS-UK 2,5 B/Z-6 - 3001239



Test plugs, color: red

Test plugs - PS-UK 2,5 B/E - 3001132



Test plugs, color: red

Feed-through terminal block - UK 5-TWIN BU - 1923047

Accessories

Reducing plug - RPS - 0201647



Reducing plug, color: gray

Test socket

Female test connector - PSBJ 3/13/4 - 0201304



Female test connector, color: silver

Female test connector - PSB 3/10/4 - 0601292



Female test connector, color: silver

Warning label printed

Warning label - WS 5- 6 - 1004403

Warning plate, with 2 plastic screws, across 5 terminal blocks, pitch 6 mm



Warning label - WS 4- 6 - 1004209

Warning plate, with 2 plastic screws, across 4 terminal blocks, pitch 6 mm



Feed-through terminal block - UK 5-TWIN BU - 1923047

Accessories

Warning label - WS 3- 6 - 1004115

Warning plate, with 2 plastic screws, across 3 terminal blocks, pitch 6 mm



Phoenix Contact 2020 © - all rights reserved
<http://www.phoenixcontact.com>