

Contact insert - VC-D1-ST15-PE - 1855018

Please be informed that the data shown in this PDF Document is generated from our Online Catalog. Please find the complete data in the user's documentation. Our General Terms of Use for Downloads are valid (<http://phoenixcontact.com/download>)



Contact insert, Contact insert, type: VC1, housing material: PA, number of positions: 16, min. conductor cross section: 0.14 mm², max. conductor cross section: 1.5 mm², Connection method: Crimp connection, Type of contact: Pin. Connectors may only be connected/disconnected when under no load.

Your advantages

- ✔ Positions 15, 30, 50, and 65 are available, in accordance with housing sizes VC 1 - VC 4.
- ✔ Contact types meet the requirements of IEC 60352/DIN EN 60352
- ✔ Contact carriers have two further capacitive PE contacts
- ✔ Pin and socket contacts can be used on both the plug and device sides
- ✔ The connection data of 250 V/10 A corresponds to that of the HEAVYCON DD series



Key Commercial Data

Packing unit	1 pc
Minimum order quantity	10 pc
GTIN	 4 017918 159399
GTIN	4017918159399
Weight per Piece (excluding packing)	28.960 g
Custom tariff number	85366990
Country of origin	Poland

Technical data

Electrical characteristics

Rated voltage	250 V
Rated voltage (III/3)	250 V
Rated current	10 A
	10 A

Contact insert - VC-D1-ST15-PE - 1855018

Technical data

Electrical characteristics

Rated surge voltage	4 kV
Connection profile	15+PE

Ambient conditions

Ambient temperature (operation)	-40 °C ... 125 °C
---------------------------------	-------------------

Mechanical characteristics

Conductor cross section	0.14 mm ² ... 1.5 mm ² (flexible)
Connection cross section AWG	22 ... 16
Stripping length of the individual wire	8 mm
Contact diameter	1.6 mm
Conductor cross section flexible max.	1.5 mm ²
Insertion/withdrawal cycles	>= 500

General

Note	Connectors may only be connected/disconnected when under no load.
Size	VC1
Series	VC-D
Connection method	Crimp connection
Contact type	turned
Flammability rating according to UL 94	V0
Degree of pollution	2

Material data

Contact material	CuZn
Contact carrier material	PA-GF

Standards and Regulations

Connection in acc. with standard	CUL
Flammability rating according to UL 94	V0
Safety note	WARNING: The connectors may not be plugged in or disconnected under load. Ignoring the warning or improper use may damage persons and/or property.
	• WARNING: Commission properly functioning products only. The products must be regularly inspected for damage. Decommission defective products immediately. Replace damaged products. Repairs are not possible.
	• WARNING: Only electrically qualified personnel may install and operate the product. They must observe the following safety notes. The qualified personnel must be familiar with the basics of electrical engineering. They must be able to recognize and prevent danger. The relevant symbol on the packaging indicates that only personnel familiar with electrical engineering are allowed to install and operate the product.

Contact insert - VC-D1-ST15-PE - 1855018

Technical data

Standards and Regulations

	<ul style="list-style-type: none"> The products are suitable for applications in plant, controller, and electrical device engineering.
	<ul style="list-style-type: none"> When operating the connectors in outdoor applications, they must be separately protected against environmental influences.
	<ul style="list-style-type: none"> Assembled products may not be manipulated or improperly opened.
	<ul style="list-style-type: none"> Only use mating connectors that are specified in the technical data of the standards listed (e.g. the ones listed in the product accessories online at phoenixcontact.com/products).
	<ul style="list-style-type: none"> When using the product in direct connection with third-party manufacturers, the user is responsible.
	<ul style="list-style-type: none"> For operating voltages > 50 V AC, conductive connector housings must be grounded
	<ul style="list-style-type: none"> Ensure that the protective or functional ground has been properly connected.
	<ul style="list-style-type: none"> VDE 0100/1.97 § 411.1.3.2 and DIN EN 60 204/11.98 § 14.1.3 are applicable when combining several circuits in a cable and/or connector
	<ul style="list-style-type: none"> Observe the corresponding technical data. You will find information: <ul style="list-style-type: none"> On the product On the packing label In the supplied documentation Online at phoenixcontact.com/products under the product
	<ul style="list-style-type: none"> Only use tools recommended by Phoenix Contact
	<ul style="list-style-type: none"> The installation notes/Design In documents online on the download page at phoenixcontact.com/products must be observed for this product.
	<ul style="list-style-type: none"> Use a protective cap to protect connectors that are not in use. The suitable accessories are available online in the accessory section of the product at phoenixcontact.com/products
	<ul style="list-style-type: none"> Operate the connector only when it is fully plugged in.
	<ul style="list-style-type: none"> Ensure that when laying the cable, the tensile load on the connectors does not exceed the upper limit specified in the standards.
	<ul style="list-style-type: none"> Observe the minimum bending radius of the cable. Lay the cable without twisting it.

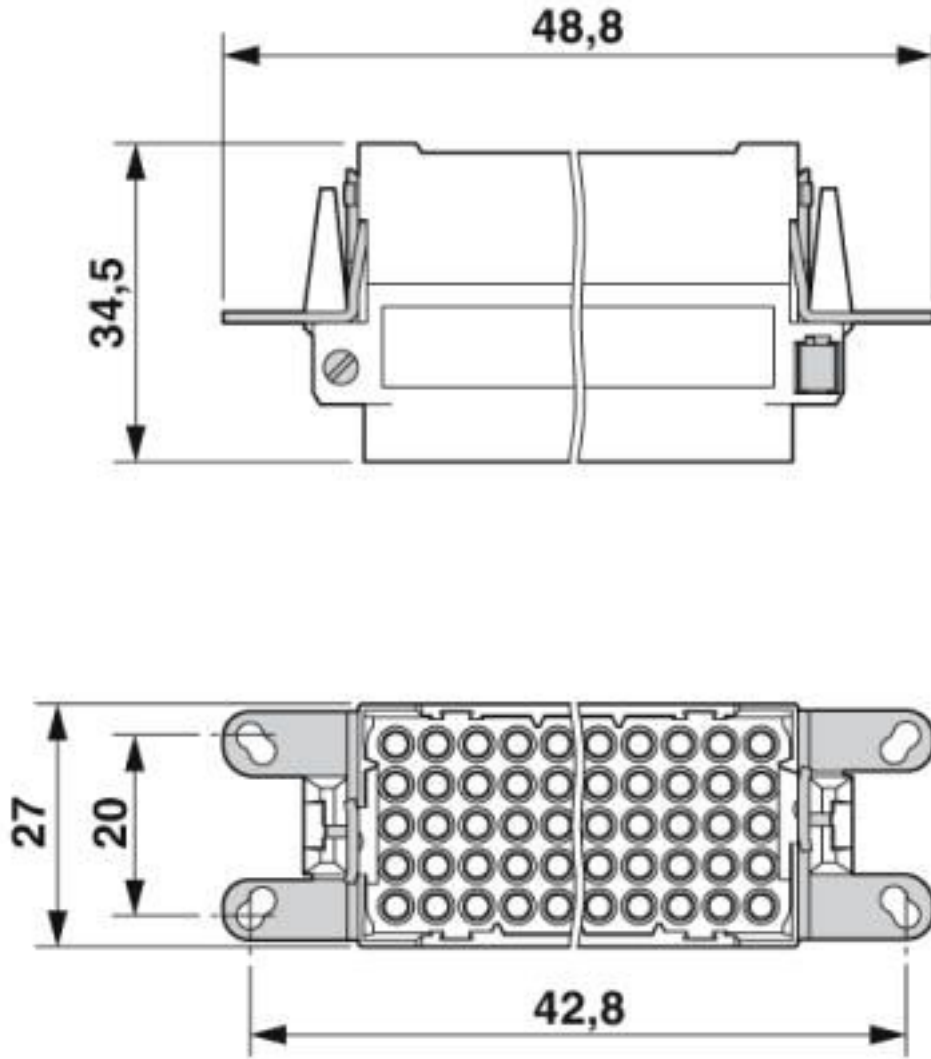
Environmental Product Compliance

REACH SVHC	Lead 7439-92-1
China RoHS	Environmentally Friendly Use Period = 50 years
	For details about hazardous substances go to tab "Downloads", Category "Manufacturer's declaration"

Drawings

Contact insert - VC-D1-ST15-PE - 1855018

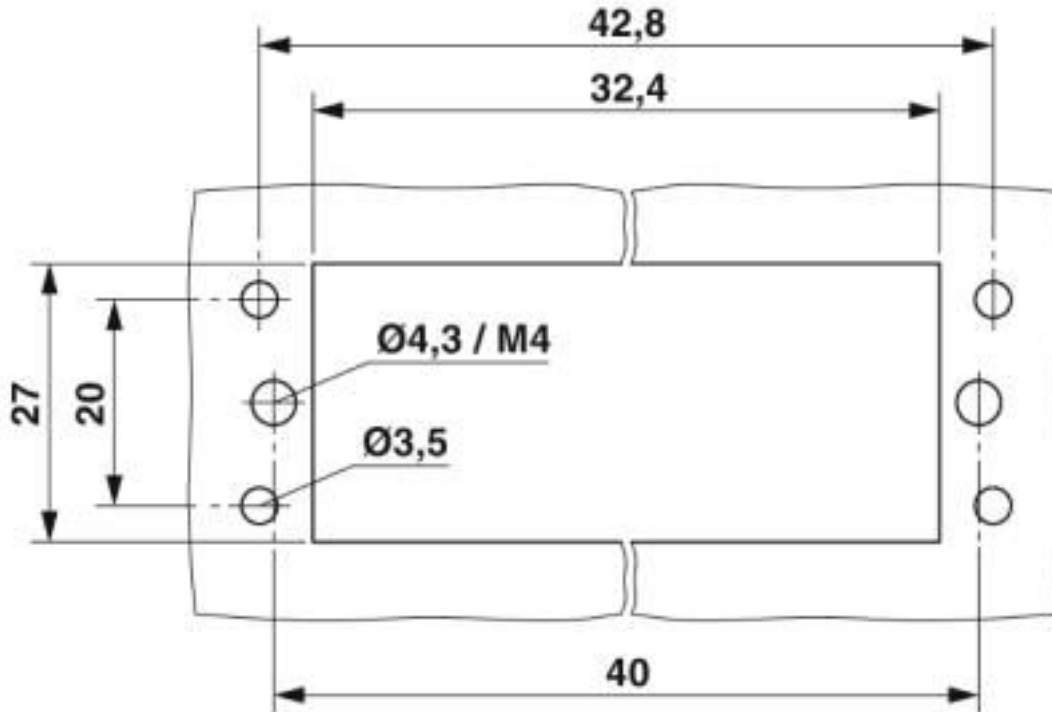
Dimensional drawing



Contact insert

Contact insert - VC-D1-ST15-PE - 1855018

Dimensional drawing



Mounting cutout

Classifications

eCl@ss

eCl@ss 10.0.1	27440205
eCl@ss 4.0	27140800
eCl@ss 4.1	27140800
eCl@ss 5.0	27143400
eCl@ss 5.1	27261200
eCl@ss 6.0	27261200
eCl@ss 7.0	27440205
eCl@ss 8.0	27440205
eCl@ss 9.0	27440205

ETIM

ETIM 2.0	EC000438
ETIM 3.0	EC000438
ETIM 4.0	EC000438

Contact insert - VC-D1-ST15-PE - 1855018

Classifications

ETIM

ETIM 5.0	EC000438
ETIM 6.0	EC000438
ETIM 7.0	EC000438

UNSPSC

UNSPSC 6.01	30211923
UNSPSC 7.0901	39121522
UNSPSC 11	39121522
UNSPSC 12.01	39121522
UNSPSC 13.2	39121522
UNSPSC 18.0	39121522
UNSPSC 19.0	39121522
UNSPSC 20.0	39121522
UNSPSC 21.0	39121522

Approvals


Approvals

Approvals

UL Recognized / cUL Recognized / EAC / cULus Recognized

Ex Approvals

Approval details

UL Recognized		http://database.ul.com/cgi-bin/XYV/template/LISEXT/1FRAME/index.htm	FILE E 118976
Nominal voltage UN	250 V		
Nominal current IN	4 A		

Contact insert - VC-D1-ST15-PE - 1855018

Approvals

cUL Recognized		http://database.ul.com/cgi-bin/XYV/template/LISEXT/1FRAME/index.htm	FILE E 118976
Nominal voltage UN		250 V	
Nominal current IN		4 A	

EAC		B.01742
-----	--	---------

cULus Recognized	
------------------	--

Accessories

Accessories

Assembly tool

Contact removal tool - VC-EW 1,6 - 1884869



Contact removal tool, for turned and rolled CK- 1.6-... contacts

Assembly tool - UNIFOX MT-CK 1.6/2.5 - 1089092



Assembly tool, for CK 1.6... crimp contacts for small conductor cross sections

Crimp contact

Contact insert - VC-D1-ST15-PE - 1855018

Accessories

Crimp contact - CK1,6-ED-0,37ST AG - 1663336



Turned 1.6 crimp contact, individual male contact, core diameter 0.14 to 0.37 mm², silver-plated

Crimp contact - CK1,6-ED-0,37ST AU - 1674901



Turned 1.6 crimp contact, individual male contact, core diameter 0.14 to 0.37 mm², gold-plated

Crimp contact - CK1,6-ED-1,50ST AU - 1674875



Turned 1.6 crimp contact, individual male contact, core diameter 1.5 mm², gold-plated

Crimp contact - CK1,6-ED-0,50ST AG - 1663349



Turned 1.6 crimp contact, individual male contact, core diameter 0.5 mm², silver-plated

Crimp contact - CK1,6-ER-0,50ST AG - 1884092



Crimp contact, contact diameter: 1.6 mm, rolled, Pin, contact material: Copper alloy, contact surface: silver-plated, connection cross section: 0.14 mm² ... 0.5 mm² AWG 26 ... 20

Contact insert - VC-D1-ST15-PE - 1855018

Accessories

Crimp contact - CK1,6-ED-0,50ST AU - 1672453



Turned 1.6 crimp contact, individual male contact, core diameter 0.5 mm², gold-plated

Crimp contact - CK1,6-ER-1,50ST AG - 1884089



Crimp contact, contact diameter: 1.6 mm, rolled, Pin, contact material: Copper alloy, contact surface: silver-plated, connection cross section: 0.5 mm² ... 1.5 mm² AWG 20 ... 16

Crimp contact - CK1,6-ED-0,75ST AG - 1663352



Turned 1.6 crimp contact, individual male contact, core diameter 0.75 mm², silver-plated

Crimp contact - CK1,6-ED-0,75ST AU - 1674914



Turned 1.6 crimp contact, individual male contact, core diameter 0.75 mm², gold-plated

Crimp contact - CK1,6-ED-1,00ST AG - 1663365



Turned 1.6 crimp contact, individual male contact, core diameter 0.75 to 1.00 mm², silver-plated

Contact insert - VC-D1-ST15-PE - 1855018

Accessories

Crimp contact - CK1,6-ED-1,00ST AU - 1674888



Turned 1.6 crimp contact, individual male contact, core diameter 0.75 to 1.00 mm², gold-plated

Crimp contact - CK1,6-ED-1,50ST AG - 1663378



Turned 1.6 crimp contact, individual male contact, core diameter 1.5 mm², silver-plated

Crimp contact - CK1,6-BR-0,50ST AG - 1884157



Rolled pin contact, taped, silver-plated, 0.14 mm² ... 0.5 mm², contact entry from left, 2000 pcs. per roll

Crimp contact - CK1,6-BR-1,50ST AG - 1884144



Rolled pin contact, taped, silver-plated, 0.5 mm² ... 1.5 mm², contact entry from left, 2000 pcs. per roll

Crimping tool

Crimping pliers - CRIMPFOX-1,6-ED-POF-N - 1584839



Crimping pliers for turned fiber optics contacts CK1,6-ED...POF

Contact insert - VC-D1-ST15-PE - 1855018

Accessories

Crimping pliers - CRIMPFOX-1,6/2,5-ED-4,0 - 1687419



Crimping pliers, for turned contacts, CK 1.6 ED... and CK 2.5 ED...

Crimping pliers - CRIMPFOX-1,6-ER-1,50-AT - 1884843



Crimping pliers for rolled contacts CK 1.6-ER... and ...-BR..., 0.5 - 1.5 mm²

Fiber optics contact

Male contact - CK1,6-ED-ST-POF - 1884995



POF fiber optic pin contact, turned, for contact carriers (HC-DD...I-CT.../ HC-M-12-CT-.../ HC-M-17-CT-...) of CK1,6-ED... contacts

Panel mounting flange

Mounting flange - VC-D-AF - 1855319



Panel mounting flange for screw locking, for fixing the crimp contact insert to the housing panel, with two M3 threaded holes and one M4 threaded hole

Contact insertion and removal tool - EWR - 1665075



Contact insert - VC-D1-ST15-PE - 1855018

Accessories

Phoenix Contact 2020 © - all rights reserved
<http://www.phoenixcontact.com>