

## Panel feed-through terminal block - TW 95/ 4-CL - 1708755

Please be informed that the data shown in this PDF Document is generated from our Online Catalog. Please find the complete data in the user's documentation. Our General Terms of Use for Downloads are valid (<http://phoenixcontact.com/download>)



Panel feed-through terminal block, Cable lug connection, number of positions: 4, load current: 232 A, connection direction of the conductor to plug-in direction: 0 °, width: 123 mm, color: gray

The figure shows a 5-pos. version of the product

### Your advantages

- Lever actuation enables time-saving and smooth connection of large conductors
- Defined contact force ensures that contact remains stable over the long term
- 90° open clamping space allows the conductor to be conveniently swiveled
- Quick, tool-free mounting on the housing wall using a fixing wedge



### Key Commercial Data

Packing unit	1 pc
Minimum order quantity	5 pc
GTIN	
GTIN	4055626020402
Weight per Piece (excluding packing)	868.000 g
Custom tariff number	85369010
Country of origin	Poland

### Technical data

#### Item properties

Brief article description	Panel feed-through terminal block
Range of articles	TW 95/.. -CL
Number of positions	4
Connection method	T-LOX knee lever connection

# Panel feed-through terminal block - TW 95/ 4-CL - 1708755

## Technical data

### Item properties

Number of connections	8
Number of potentials	4

### Electrical parameters

Nominal current	232 A
Nom. voltage	1000 V
Rated voltage	1000 V

### Connection capacity, external

Connection direction of the conductor to plug-in direction	0 °
Single-conductor/terminal point multi-stranded	25 mm <sup>2</sup> ... 95 mm <sup>2</sup>
Conductor cross section flexible	25 mm <sup>2</sup> ... 95 mm <sup>2</sup>
Conductor cross section flexible, with ferrule without plastic sleeve	25 mm <sup>2</sup> ... 95 mm <sup>2</sup>
Conductor cross section, flexible, with ferrule, with plastic sleeve	25 mm <sup>2</sup> ... 95 mm <sup>2</sup>
Stripping length	25 mm

### Connection capacity, internal

Connection method	Cable lug connection
Connection direction of the conductor to plug-in direction	0 °
Cable lug connection according to standard	DIN 46234:1980-03 8.4 mm 24 mm M8 12 Nm 15 Nm

### Material data - contact

Note	WEEE/RoHS-compliant, free of whiskers according to IEC 60068-2-82/ JEDEC JESD 201
Contact material	Cu alloy
Surface characteristics	tin-plated

### Material data - housing

Housing color	gray (7042)
Insulating material	PA
Insulating material group	I
CTI according to IEC 60112	600
Flammability rating according to UL 94	V0
Glow wire flammability index GWFI according to EN 60695-2-12	850
Glow wire ignition temperature GWIT according to EN 60695-2-13	775
Temperature for the ball pressure test according to EN 60695-10-2	125 °C

### Dimensions for the product

Caption	Electric strength > 19.7 kV/mm (IEC243), min. Wall thickness, fully shrunk ≥ 0.5 mm
Length [ ! ]	120.05 mm

# Panel feed-through terminal block - TW 95/ 4-CL - 1708755

## Technical data

### Dimensions for the product

Width [ w ]	123 mm
Height [ h ]	81.8 mm
Pitch	25 mm

### Dimensions for mounting cutout

Caption	Dimension a = 113 mm
---------	----------------------

### Packaging information

Pieces per package	5
Denomination packing units	Pcs.

### General product information

Type of note	Notes on safety
Note	The cable entry funnel is not touch-proof. Never connect or disconnect the terminal when it is energized. Take appropriate steps to ensure touch proofness.

### Ambient conditions

Ambient temperature (storage/transport)	-40 °C ... 70 °C
Ambient temperature (assembly)	-5 °C ... 100 °C
Ambient temperature (operation)	-40 °C ... 100 °C (Depending on the current carrying capacity/derating curve)

### Electrical tests

Rated current	232 A
Conductor cross section	95 mm <sup>2</sup>

### Air clearances and creepage distances

Clearances and creepage distances	IEC 60947-1:2007-06 + A1:2010-12
Specification	IEC 60947-1:2007-06 + A1:2010-12
Minimum clearance - inhomogeneous field (III/3)	8 mm
Minimum clearance - inhomogeneous field (III/2)	8 mm
Minimum clearance - inhomogeneous field (II/2)	5.5 mm
Minimum creepage distance value (III/3)	12.5 mm
Minimum creepage distance value (III/2)	8 mm
Minimum creepage distance value (II/2)	5.5 mm

### Current carrying capacity / derating curves

### Standards and Regulations

Connection in acc. with standard	IEC 60947-7-1
Flammability rating according to UL 94	V0

# Panel feed-through terminal block - TW 95/ 4-CL - 1708755

## Technical data

### Standards and Regulations

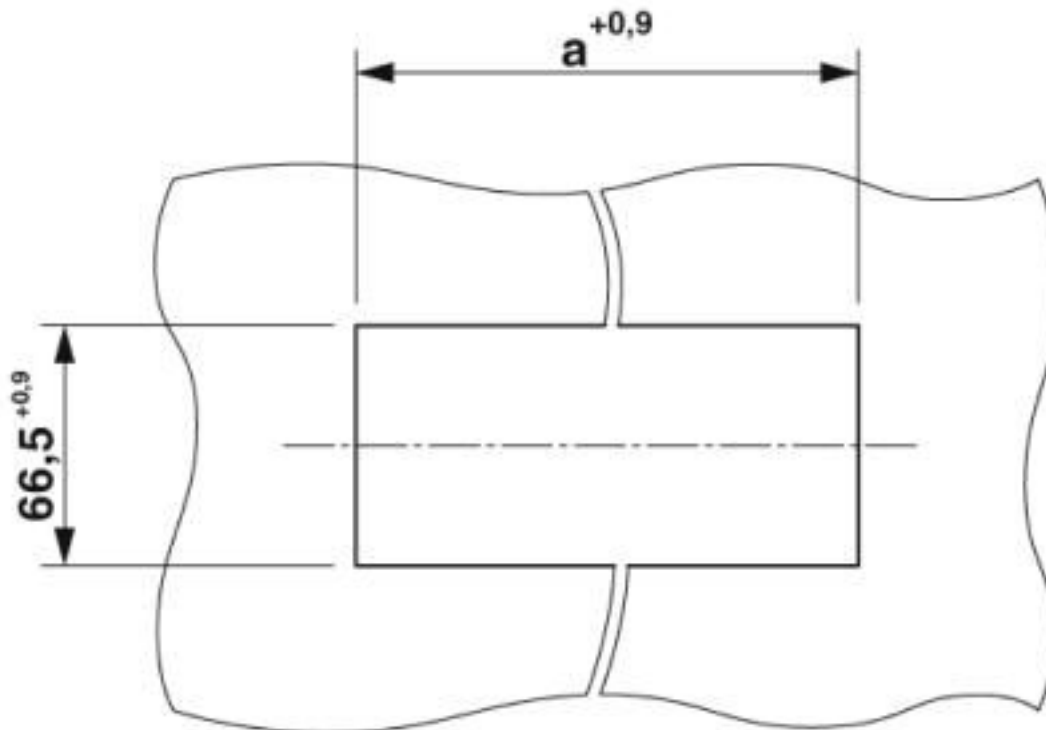
Safety note	<ul style="list-style-type: none"> <li>• <b>WARNING:</b> Only electrically qualified personnel may install and operate the product. They must observe the following safety notes. The qualified personnel must be familiar with the basics of electrical engineering. They must be able to recognize and prevent danger. The relevant symbol on the packaging indicates that only personnel familiar with electrical engineering are allowed to install and operate the product.</li> </ul>
	<ul style="list-style-type: none"> <li>• The installation notes/Design In documents online on the download page at phoenixcontact.com/products must be observed for this product.</li> </ul>
	<ul style="list-style-type: none"> <li>• The cable entry funnel is not safe to touch. Never connect or disconnect the terminal when it is energized. Take appropriate steps to ensure touch protection.</li> </ul>

### Environmental Product Compliance

China RoHS	Environmentally friendly use period: unlimited = EFUP-e
	No hazardous substances above threshold values

## Drawings

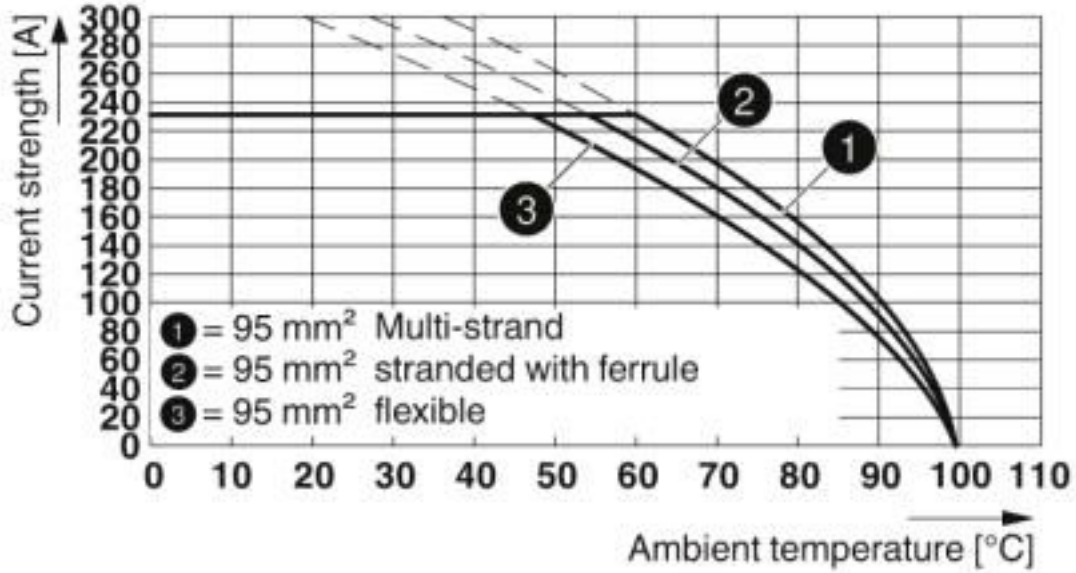
Drilling diagram



Dimension a = 113 mm

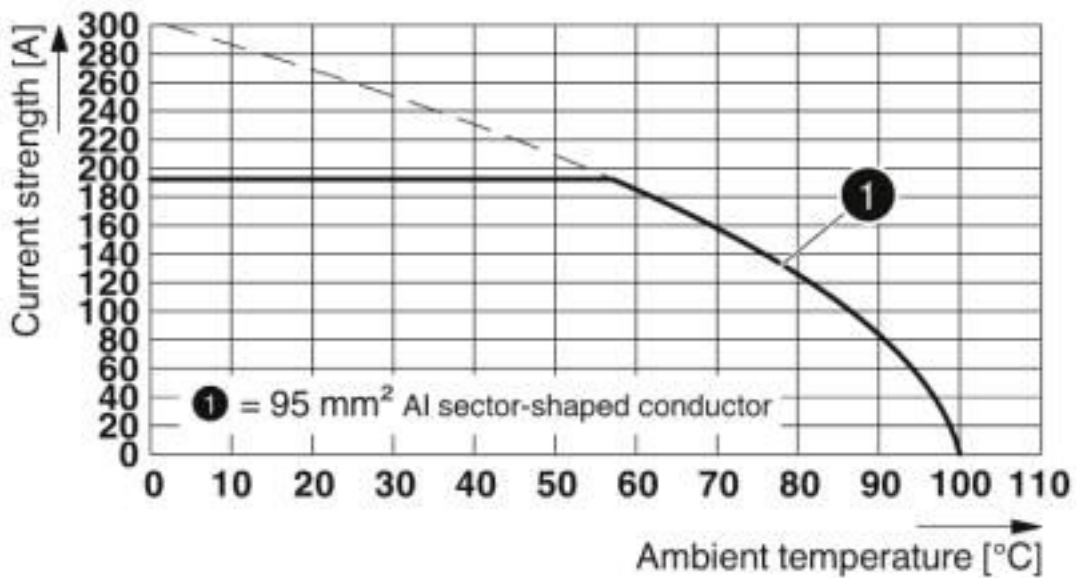
# Panel feed-through terminal block - TW 95/ 4-CL - 1708755

Diagram



Type: TW 95/...-CL

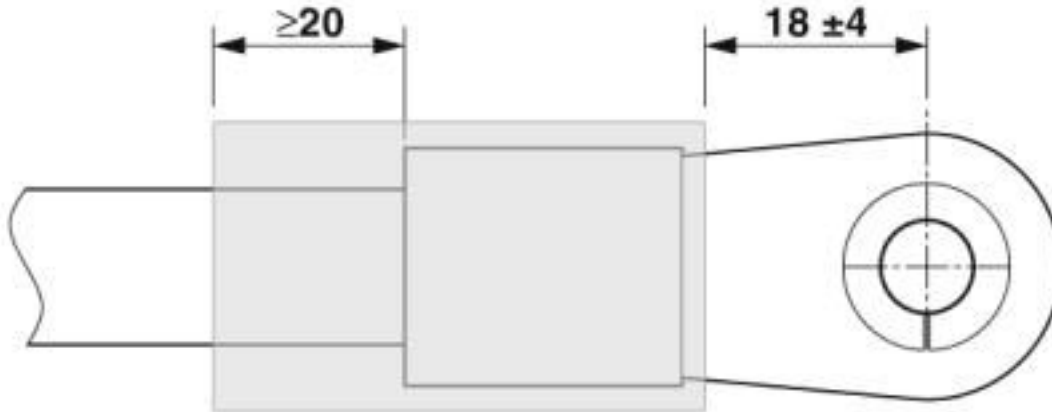
Diagram



Type: TW 95/...-CL

# Panel feed-through terminal block - TW 95/ 4-CL - 1708755

Dimensional drawing



Electric strength > 19.7 kV/mm (IEC243), min. Wall thickness, fully shrunk  $\geq 0.5$  mm

## Classifications

eCl@ss

eCl@ss 10.0.1	27141134
eCl@ss 5.0	27141100
eCl@ss 5.1	27141100
eCl@ss 6.0	27141100
eCl@ss 7.0	27141134
eCl@ss 8.0	27141134
eCl@ss 9.0	27141134

ETIM

ETIM 5.0	EC001283
ETIM 6.0	EC001283
ETIM 7.0	EC001283

UNSPSC

UNSPSC 13.2	39121410
UNSPSC 18.0	39121410
UNSPSC 19.0	39121410
UNSPSC 20.0	39121410
UNSPSC 21.0	39121410

## Approvals

Approvals

# Panel feed-through terminal block - TW 95/ 4-CL - 1708755

## Approvals

Approvals

VDE Zeichengenehmigung / cULus Recognized / EAC

Ex Approvals

## Approval details

VDE Zeichengenehmigung		<a href="http://www2.vde.com/de/Institut/Online-Service/VDE-gepruefteProdukte/Seiten/Online-Suche.aspx">http://www2.vde.com/de/Institut/Online-Service/VDE-gepruefteProdukte/Seiten/Online-Suche.aspx</a>	40045667
Nominal voltage UN		1000 V	
Nominal current IN		232 A	
mm <sup>2</sup> /AWG/kcmil		25-95	

cULus Recognized		<a href="http://database.ul.com/cgi-bin/XYV/template/LISEXT/1FRAME/index.htm">http://database.ul.com/cgi-bin/XYV/template/LISEXT/1FRAME/index.htm</a>	E60425-20160914
Nominal voltage UN		600 V	
Nominal current IN		200 A	
mm <sup>2</sup> /AWG/kcmil		4	

EAC		B.01687
-----	--	---------

## Accessories

Accessories

Labeled terminal marker

## Panel feed-through terminal block - TW 95/ 4-CL - 1708755

### Accessories

Zack Marker strip, flat - ZBF 19,7 CUS - 0825021



Zack Marker strip, flat, can be ordered: Strip, white, labeled according to customer specifications, mounting type: snap into flat marker groove, for terminal block width: 19.7 mm, lettering field size: 5.15 x 19.7 mm, Number of individual labels: 5

Zack marker strip - ZB 18,LGS:L1-N,PE - 0811846



Zack marker strip, Strip, white, labeled, printed horizontally: L1, L2, L3, N, PE, mounting type: snap into tall marker groove, for terminal block width: 18 mm, lettering field size: 10.5 x 17.4 mm, Number of individual labels: 5

Zack marker strip - ZB 18 CUS - 0824947



Zack marker strip, can be ordered: Strip, white, labeled according to customer specifications, mounting type: snap into tall marker groove, for terminal block width: 18 mm, lettering field size: 10.5 x 17.4 mm, Number of individual labels: 5

### Screwdriver tools

Philips screwdriver - SZK PZ2 VDE - 1206463



Screwdriver, PZ crosshead, VDE insulated, size: PZ 2 x 100 mm, 2-component grip, with non-slip grip

### Terminal marking

Zack marker strips off the roll, flat - ZBF 19,7:UNBEDRUCKT - 0810627



Zack marker strips off the roll, flat, Strip, white, unlabeled, can be labeled with: PLOTMARK, CMS-P1-PLOTTER, mounting type: snap into flat marker groove, for terminal block width: 19.7 mm, lettering field size: 19.7 x 5.2 mm, Number of individual labels: 5



## Panel feed-through terminal block - TW 95/ 4-CL - 1708755

### Accessories

---

Zack marker strip - ZB 18:UNBEDRUCKT - 0811833



Zack marker strip, Strip, white, unlabeled, can be labeled with: PLOTMARK, CMS-P1-PLOTTER, mounting type: snap into tall marker groove, for terminal block width: 18 mm, lettering field size: 10.5 x 17.4 mm, Number of individual labels: 5

---

---