

## Panel feed-through terminal block - TW 50/ 2-CL - 1708745

Please be informed that the data shown in this PDF Document is generated from our Online Catalog. Please find the complete data in the user's documentation. Our General Terms of Use for Downloads are valid (<http://phoenixcontact.com/download>)



Panel feed-through terminal block, connection method: T-LOX knee lever connection, Cable lug connection, number of positions: 2, load current: 150 A, cross section: 10 mm<sup>2</sup> - 50 mm<sup>2</sup>, connection direction of the conductor to plug-in direction: 0 °, width: 58 mm, color: gray

The figure shows a 5-pos. version of the product

### Your advantages

- ✓ Lever actuation enables time-saving and smooth connection of large conductors
- ✓ Defined contact force ensures that contact remains stable over the long term
- ✓ 90° open clamping space allows the conductor to be conveniently swiveled
- ✓ Quick, tool-free mounting on the housing wall using a fixing wedge

RoHS



### Key Commercial Data

Packing unit	1 pc
Minimum order quantity	10 pc
GTIN	 4 055626 020327
GTIN	4055626020327
Weight per Piece (excluding packing)	300.000 g
Custom tariff number	85369010
Country of origin	Poland

### Technical data

#### Item properties

Brief article description	Panel feed-through terminal block
Range of articles	TW 50/..-CL
Number of positions	2
Connection method	T-LOX knee lever connection

# Panel feed-through terminal block - TW 50/ 2-CL - 1708745

## Technical data

### Item properties

Number of connections	4
Number of potentials	2

### Electrical parameters

Nominal current	150 A
Nom. voltage	1000 V
Rated voltage	1000 V

### Connection capacity, external

Connection method	T-LOX knee lever connection
Connection direction of the conductor to plug-in direction	0 °
Conductor cross section solid	10 mm <sup>2</sup> ... 50 mm <sup>2</sup>
Conductor cross section flexible	16 mm <sup>2</sup> ... 50 mm <sup>2</sup>
Conductor cross section flexible, with ferrule without plastic sleeve	10 mm <sup>2</sup> ... 50 mm <sup>2</sup>
Conductor cross section, flexible, with ferrule, with plastic sleeve	10 mm <sup>2</sup> ... 50 mm <sup>2</sup>
2 conductors with the same cross section, flexible, with TWIN ferrule with plastic sleeve	6 mm <sup>2</sup> ... 16 mm <sup>2</sup>
Stripping length	20 mm (10 mm <sup>2</sup> to 25 mm <sup>2</sup> = 18 mm, 35 mm <sup>2</sup> to 50 mm <sup>2</sup> = 20 mm)

### Connection capacity, internal

Connection method	Cable lug connection
Connection direction of the conductor to plug-in direction	0 °
Cable lug connection according to standard	DIN 46234:1980-03 6.5 mm 18 mm M6 6 Nm 8 Nm

### Material data - contact

Note	WEEE/RoHS-compliant, free of whiskers according to IEC 60068-2-82/ JEDEC JESD 201
Contact material	Cu alloy
Surface characteristics	tin-plated

### Material data - housing

Housing color	gray (7042)
Insulating material	PA
Insulating material group	I
CTI according to IEC 60112	600
Flammability rating according to UL 94	V0
Glow wire flammability index GWFI according to EN 60695-2-12	850
Glow wire ignition temperature GWIT according to EN 60695-2-13	775
Temperature for the ball pressure test according to EN 60695-10-2	125 °C

### Dimensions for the product

# Panel feed-through terminal block - TW 50/ 2-CL - 1708745

## Technical data

### Dimensions for the product

Width [ w ]	58 mm
Pitch	20 mm

### Dimensions for mounting cutout

Caption	Dimension a = 49 mm
---------	---------------------

### Packaging information

Pieces per package	10
Denomination packing units	Pcs.

### General product information

Type of note	Notes on safety
Note	The cable entry funnel is not touch-proof. Never connect or disconnect the terminal when it is energized. Take appropriate steps to ensure touch proofness.

### Ambient conditions

Ambient temperature (storage/transport)	-40 °C ... 70 °C
Ambient temperature (assembly)	-5 °C ... 100 °C
Ambient temperature (operation)	-40 °C ... 100 °C (Depending on the current carrying capacity/derating curve)

### Electrical tests

Rated current	150 A
Conductor cross section	50 mm <sup>2</sup>

### Air clearances and creepage distances

Clearances and creepage distances	IEC 60947-1:2007-06 + A1:2010-12
Specification	IEC 60947-1:2007-06 + A1:2010-12
Minimum clearance - inhomogeneous field (III/3)	8 mm
Minimum clearance - inhomogeneous field (III/2)	8 mm
Minimum clearance - inhomogeneous field (II/2)	5.5 mm
Minimum creepage distance value (III/3)	12.5 mm
Minimum creepage distance value (III/2)	8 mm
Minimum creepage distance value (II/2)	5.5 mm

### Current carrying capacity / derating curves

### Standards and Regulations

Flammability rating according to UL 94	V0
Safety note	• WARNING: Only electrically qualified personnel may install and operate the product. They must observe the following safety notes. The qualified personnel must be familiar with the basics of electrical engineering. They must be able to recognize and prevent danger. The relevant symbol on the

# Panel feed-through terminal block - TW 50/ 2-CL - 1708745

## Technical data

### Standards and Regulations

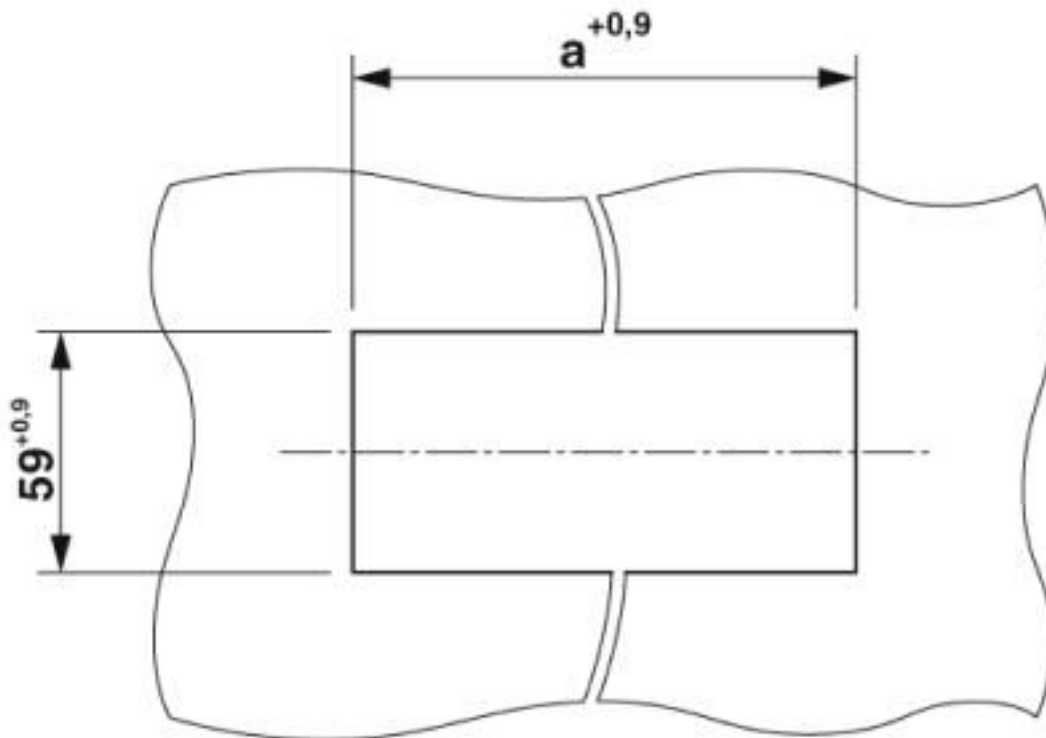
	packaging indicates that only personnel familiar with electrical engineering are allowed to install and operate the product.
	• The installation notes/Design In documents online on the download page at phoenixcontact.com/products must be observed for this product.
	• The cable entry funnel is not safe to touch. Never connect or disconnect the terminal when it is energized. Take appropriate steps to ensure touch protection.

### Environmental Product Compliance

China RoHS	Environmentally friendly use period: unlimited = EFUP-e
	No hazardous substances above threshold values

## Drawings

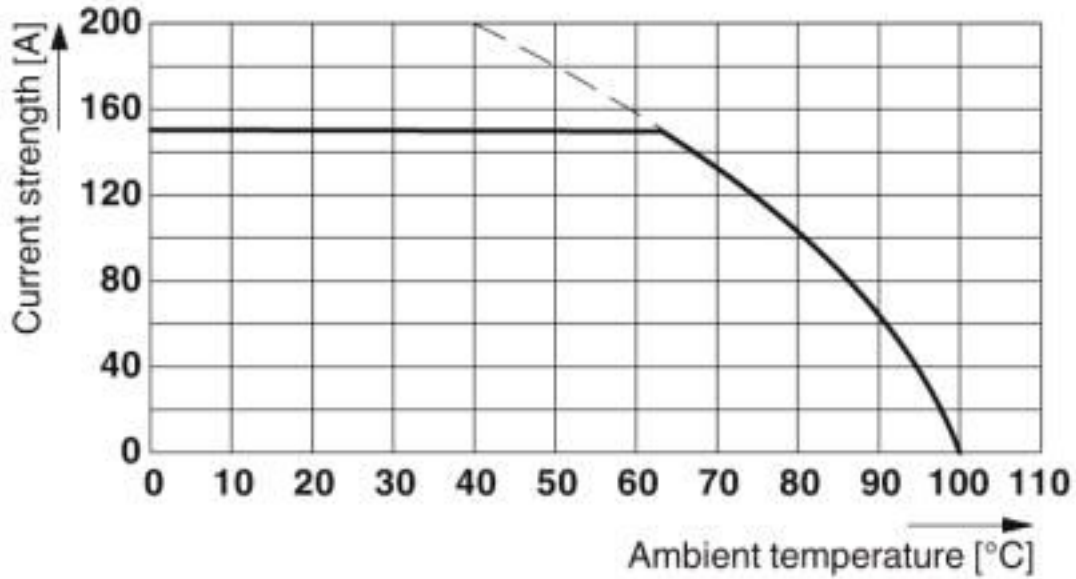
Drilling diagram



Dimension a = 49 mm

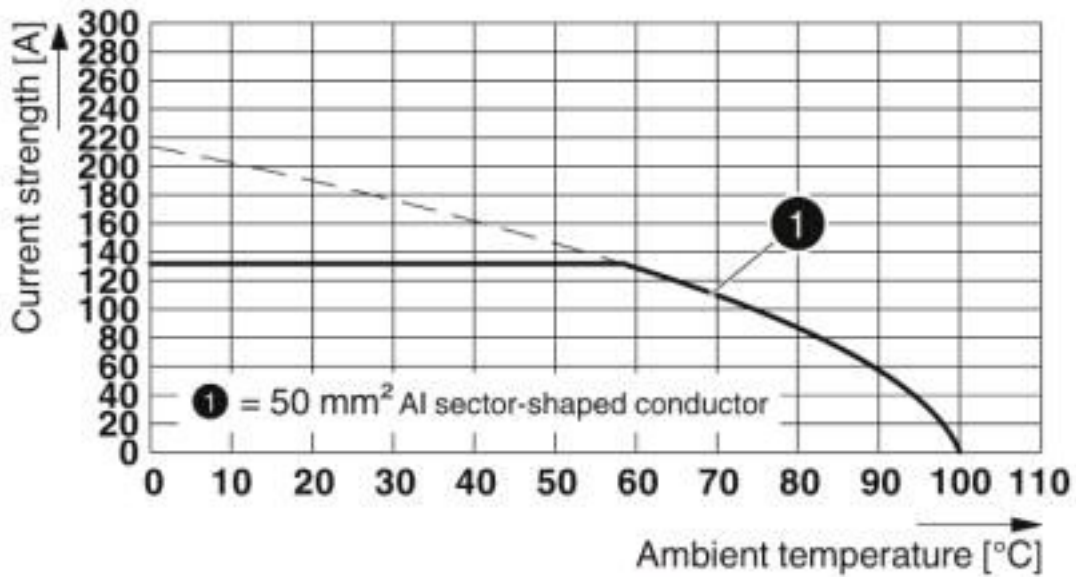
# Panel feed-through terminal block - TW 50/ 2-CL - 1708745

Diagram



Type: TW 50/...-CL

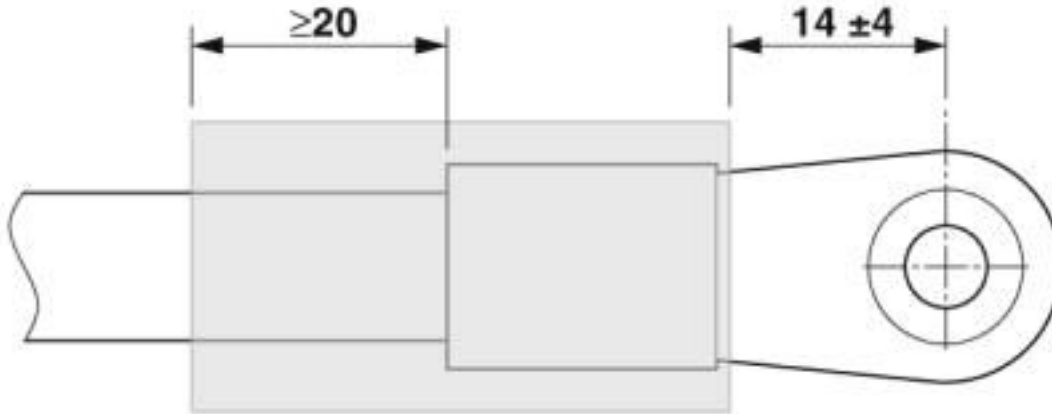
Diagram



Type: TW 50/...-CL

# Panel feed-through terminal block - TW 50/ 2-CL - 1708745

Dimensional drawing



Electric strength > 19.7 kV/mm (IEC243), min. Wall thickness, fully shrunk  $\geq 0.5$  mm

## Classifications

eCl@ss

eCl@ss 10.0.1	27141134
eCl@ss 5.0	27141100
eCl@ss 5.1	27141100
eCl@ss 6.0	27141100
eCl@ss 7.0	27141134
eCl@ss 8.0	27141134
eCl@ss 9.0	27141134

ETIM

ETIM 5.0	EC001283
ETIM 6.0	EC001283
ETIM 7.0	EC001283

UNSPSC

UNSPSC 13.2	39121410
UNSPSC 18.0	39121410
UNSPSC 19.0	39121410
UNSPSC 20.0	39121410
UNSPSC 21.0	39121410

## Approvals

Approvals

# Panel feed-through terminal block - TW 50/ 2-CL - 1708745


## Approvals

### Approvals


VDE Zeichengenehmigung / EAC / cULus Recognized

### Ex Approvals

## Approval details

VDE Zeichengenehmigung		<a href="http://www2.vde.com/de/Institut/Online-Service/VDE-gepruefteProdukte/Seiten/Online-Suche.aspx">http://www2.vde.com/de/Institut/Online-Service/VDE-gepruefteProdukte/Seiten/Online-Suche.aspx</a>	40045667
Nominal voltage UN		1000 V	
Nominal current IN		150 A	
mm <sup>2</sup> /AWG/kcmil		10-50	

EAC		B.01687
-----	---	---------

cULus Recognized		<a href="http://database.ul.com/cgi-bin/XYV/template/LISEXT/1FRAME/index.htm">http://database.ul.com/cgi-bin/XYV/template/LISEXT/1FRAME/index.htm</a>	E60425-20160914
		C	
Nominal voltage UN		600 V	
Nominal current IN		150 A	
mm <sup>2</sup> /AWG/kcmil		8	

## Accessories

Accessories

Crimping tool

## Panel feed-through terminal block - TW 50/ 2-CL - 1708745

### Accessories

Crimping pliers - CRIMPFOX 25R - 1212039



Crimping pliers, for ferrules without insulating collar according to DIN 46228 Part 1 and ferrules with insulating collar according to DIN 46228 Part 4, 10 mm<sup>2</sup> ... 25 mm<sup>2</sup>, lateral entry, WM crimp

Crimping pliers - CRIMPFOX 50R - 1212041



Crimping pliers, for ferrules without insulating collar according to DIN 46228 Part 1 and ferrules with insulating collar according to DIN 46228 Part 4, 35 mm<sup>2</sup> ... 50 mm<sup>2</sup>, lateral entry, WM crimp

### Labeled terminal marker

Zack Marker strip, flat - ZBF 15 CUS - 0825019



Zack Marker strip, flat, can be ordered: Strip, white, labeled according to customer specifications, mounting type: snap into flat marker groove, for terminal block width: 15 mm, lettering field size: 5.15 x 15.1 mm, Number of individual labels: 5

Zack marker strip - ZB 15,LGS:L1-N,PE - 0811998



Zack marker strip, Strip, white, labeled, printed horizontally: L1, L2, L3, N, PE, mounting type: snap into tall marker groove, for terminal block width: 15.2 mm, lettering field size: 10.5 x 15.1 mm, Number of individual labels: 5

Zack marker strip - ZB 15 CUS - 0824945



Zack marker strip, can be ordered: Strip, white, labeled according to customer specifications, mounting type: snap into tall marker groove, for terminal block width: 15.2 mm, lettering field size: 10.5 x 15.1 mm, Number of individual labels: 5



## Panel feed-through terminal block - TW 50/ 2-CL - 1708745

### Accessories

#### Screwdriver tools

Philips screwdriver - SZK PZ2 VDE - 1206463



Screwdriver, PZ crosshead, VDE insulated, size: PZ 2 x 100 mm, 2-component grip, with non-slip grip

---

#### Terminal marking

Zack Marker strip, flat - ZBF 15:UNBEDRUCKT - 0811202



Zack Marker strip, flat, Strip, white, unlabeled, can be labeled with: PLOTMARK, CMS-P1-PLOTTER, mounting type: snap into flat marker groove, for terminal block width: 15 mm, lettering field size: 15 x 5.2 mm, Number of individual labels: 5

---

Zack marker strip - ZB 15:UNBEDRUCKT - 0811972



Zack marker strip, Strip, white, unlabeled, can be labeled with: PLOTMARK, CMS-P1-PLOTTER, mounting type: snap into tall marker groove, for terminal block width: 15.2 mm, lettering field size: 10.5 x 15.1 mm, Number of individual labels: 5