


D-SUB combination contact insert - VS-15-BU-DSUB-2P-5S - 1688230

Please be informed that the data shown in this PDF Document is generated from our Online Catalog. Please find the complete data in the user's documentation. Our General Terms of Use for Downloads are valid (<http://phoenixcontact.com/download>)

D-SUB contact insert, shell size 2, with five signal contacts with solder cup, straight, accommodation for two combined contacts, type of contact socket, fixing with a 3 mm hole, for panel mounting frame and sleeve housing VS-15-...



Key Commercial Data

Packing unit	1 pc
Minimum order quantity	10 pc
GTIN	 4 017918 179632
GTIN	4017918179632
Weight per Piece (excluding packing)	6.880 g
Custom tariff number	85366990
Country of origin	Germany

Technical data

Mechanical characteristics

Connection method	Solder cup
Overvoltage category	III
AWG solid max.	20
Degree of pollution	2
Conductor cross section	0.5 mm ²
Weight	4.35 g
Flammability rating according to UL 94	V0

Ambient conditions

Ambient temperature (operation)	-55 °C ... 130 °C
---------------------------------	-------------------

D-SUB combination contact insert - VS-15-BU-DSUB-2P-5S - 1688230

Technical data

Material data

Contact surface material	Gold over nickel
Contact material	Copper alloy
Contact carrier material	PBT-GF
Housing material	Steel, tin-plated
Width	14.5 mm
Height	12.93 mm
Length	39.52 mm
Mounting type	Hole

Electrical characteristics

Number of positions	7
Rated current	5 A (at 20°C (signal contacts))
Overvoltage category	III
Degree of pollution	2
Rated voltage (III/3)	250 V
Test voltage	1200 V
Insulation resistance	≥ 5 GΩ

Standards and Regulations

Flammability rating according to UL 94	V0
Safety note	WARNING: The connectors may not be plugged in or disconnected under load. Ignoring the warning or improper use may damage persons and/or property.
	• WARNING: Commission properly functioning products only. The products must be regularly inspected for damage. Decommission defective products immediately. Replace damaged products. Repairs are not possible.
	• WARNING: Only electrically qualified personnel may install and operate the product. They must observe the following safety notes. The qualified personnel must be familiar with the basics of electrical engineering. They must be able to recognize and prevent danger. The relevant symbol on the packaging indicates that only personnel familiar with electrical engineering are allowed to install and operate the product.
	• The products are suitable for applications in plant, controller, and electrical device engineering.
	• When operating the connectors in outdoor applications, they must be separately protected against environmental influences.
	• Assembled products may not be manipulated or improperly opened.
	• Only use mating connectors that are specified in the technical data of the standards listed (e.g. the ones listed in the product accessories online at phoenixcontact.com/products).
	• When using the product in direct connection with third-party manufacturers, the user is responsible.

D-SUB combination contact insert - VS-15-BU-DSUB-2P-5S - 1688230

Technical data

Standards and Regulations

	• For operating voltages > 50 V AC, conductive connector housings must be grounded
	• Only use tools recommended by Phoenix Contact
	• The installation notes/Design In documents online on the download page at phoenixcontact.com/products must be observed for this product.
	• Use a protective cap to protect connectors that are not in use. The suitable accessories are available online in the accessory section of the product at phoenixcontact.com/products
	• Operate the connector only when it is fully plugged in and interlocked.
	• Operate the connector only when it is fully plugged in.
	• Ensure that when laying the cable, the tensile load on the connectors does not exceed the upper limit specified in the standards.
	• Observe the minimum bending radius of the cable. Lay the cable without twisting it.
	• VDE 0100/1.97 § 411.1.3.2 and DIN EN 60 204/11.98 § 14.1.3 are applicable when combining several circuits in a cable and/or connector

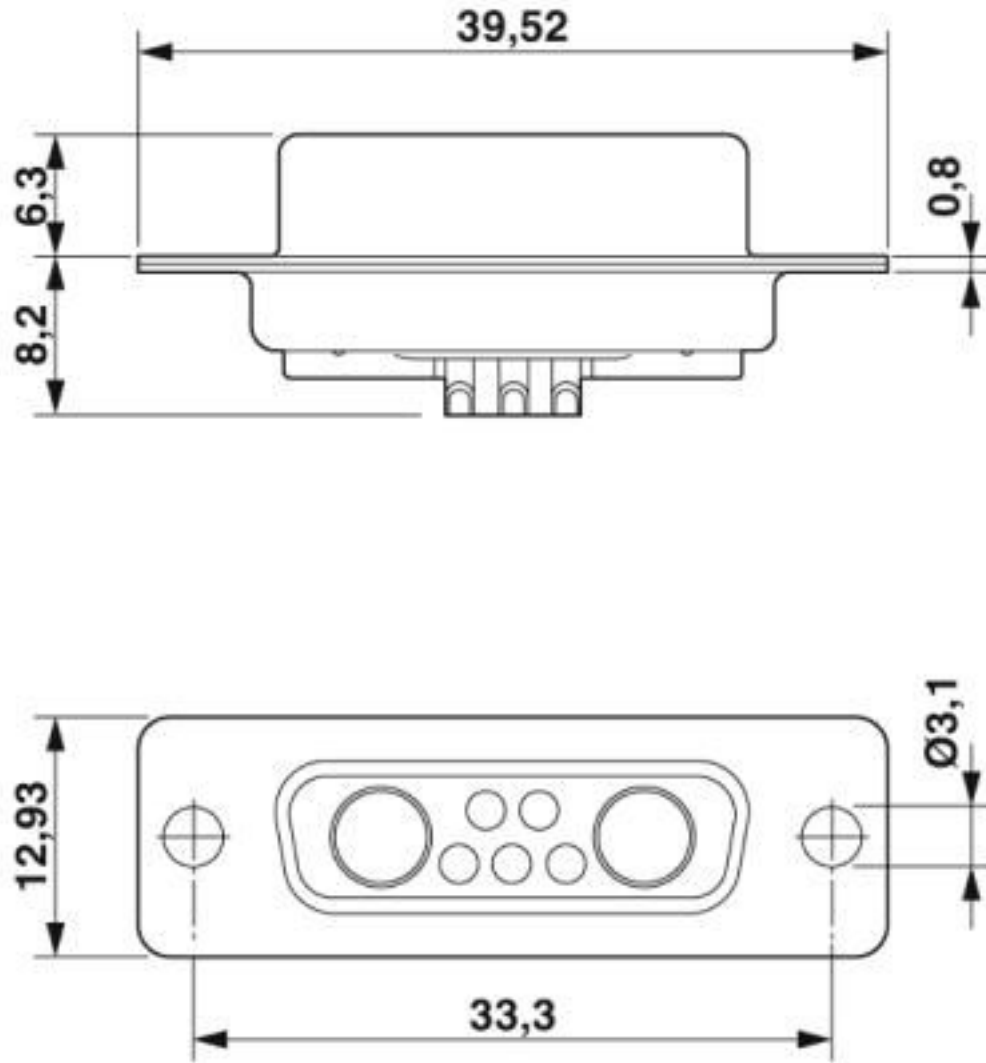
Environmental Product Compliance

REACH SVHC	Lead 7439-92-1
China RoHS	Environmentally Friendly Use Period = 50 years
	For details about hazardous substances go to tab "Downloads", Category "Manufacturer's declaration"

Drawings

D-SUB combination contact insert - VS-15-BU-DSUB-2P-5S - 1688230

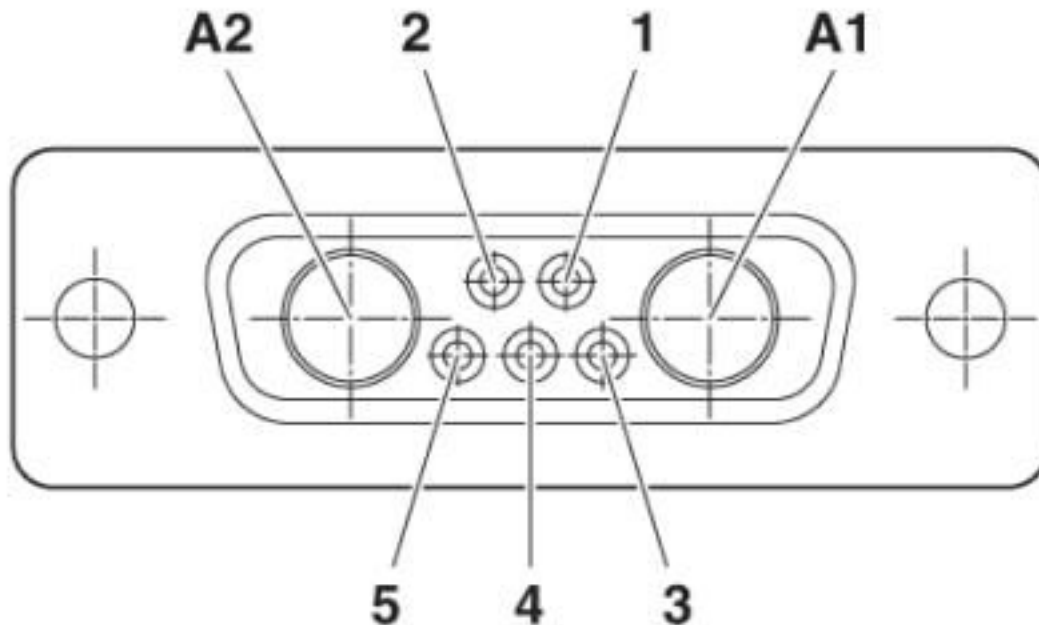
Dimensional drawing



D-SUB contact insert

D-SUB combination contact insert - VS-15-BU-DSUB-2P-5S - 1688230

Schematic diagram



Classifications

eCl@ss

eCl@ss 10.0.1	27440205
eCl@ss 4.0	27260700
eCl@ss 4.1	27260700
eCl@ss 5.0	27260700
eCl@ss 5.1	27260700
eCl@ss 6.0	27260700
eCl@ss 7.0	27440302
eCl@ss 8.0	27440302
eCl@ss 9.0	27440205

ETIM

ETIM 2.0	EC000438
ETIM 3.0	EC000438
ETIM 4.0	EC000438
ETIM 5.0	EC001132
ETIM 6.0	EC000438
ETIM 7.0	EC000438

D-SUB combination contact insert - VS-15-BU-DSUB-2P-5S - 1688230

Classifications

UNSPSC

UNSPSC 6.01	30211923
UNSPSC 7.0901	39121522
UNSPSC 11	39121522
UNSPSC 12.01	39121522
UNSPSC 13.2	39121522
UNSPSC 18.0	39121522
UNSPSC 19.0	39121522
UNSPSC 20.0	39121522
UNSPSC 21.0	39121522

Approvals

Approvals

Approvals

UL Recognized / EAC

Ex Approvals

Approval details

UL Recognized		http://database.ul.com/cgi-bin/XYV/template/LISEXT/1FRAME/index.htm	FILE E 118976
---------------	---	---	---------------

EAC		B.01687
-----	---	---------

Accessories

Accessories

Screw contact

D-SUB combination contact insert - VS-15-BU-DSUB-2P-5S - 1688230

Accessories

D-SUB power contact - VS-BU-SC-2,6 - 1655470



POWER contact, for D-SUB combination inserts, screw connection, socket, straight, rated current 20 A, gold-plated

Sleeve housings

D-SUB sleeve housings - CUC-DST-GPME-S/DSSC15 - 1419710



D-SUB sleeve housings, degree of protection: IP20, material: ABS, metal-plated, cable outlet: straight, size of housing: 2, color: Bare metallic

D-SUB sleeve housings - CUC-DST-GPME-A/DSSC15 - 1419718



D-SUB sleeve housings, degree of protection: IP20, material: ABS, metal-plated, cable outlet: angled, size of housing: 2, color: Bare metallic

D-SUB sleeve housings - CUC-DST-GZNI-S/DSSC15 - 1419724



D-SUB sleeve housings, degree of protection: IP20, material: Zinc die-cast, cable outlet: straight, size of housing: 2, color: Bare metallic

D-SUB sleeve housings - CUC-DST-GZNI-A/DSSC15 - 1419725



D-SUB sleeve housings, degree of protection: IP20, material: Zinc die-cast, cable outlet: angled, size of housing: 2, color: Bare metallic

D-SUB combination contact insert - VS-15-BU-DSUB-2P-5S - 1688230

Accessories

D-SUB sleeve housings - CUC-DST-GPME-S/DSFL15 - 1419731



D-SUB sleeve housings, degree of protection: IP20, material: ABS, metal-plated, cable outlet: straight, size of housing: 2, color: Bare metallic

D-SUB sleeve housings - CUC-DST-GPME-A/DSFL15 - 1419732



D-SUB sleeve housings, degree of protection: IP20, material: ABS, metal-plated, cable outlet: angled, size of housing: 2, color: Bare metallic

D-SUB sleeve housings - CUC-DST-GZNI-S/DSFL15 - 1419756



D-SUB sleeve housings, degree of protection: IP20, material: Zinc die-cast, cable outlet: straight, size of housing: 2, color: Bare metallic

D-SUB sleeve housings - CUC-DST-GZNI-A/DSFL15 - 1419757



D-SUB sleeve housings, degree of protection: IP20, material: Zinc die-cast, cable outlet: angled, size of housing: 2, color: Bare metallic

Solder contact

D-SUB coaxial contact - VS-BU-KX-50-RG178 - 1655496



Coaxial contact, for D-SUB combination inserts, solder cup, socket, straight, for cable RG -178, gold-plated

D-SUB combination contact insert - VS-15-BU-DSUB-2P-5S - 1688230

Accessories

D-SUB coaxial contact - VS-BU-KX-50-RG174 - 1655535



Coaxial contact, for D-SUB combination inserts, solder cup, socket, straight, for cable RG 174, gold-plated

D-SUB coaxial contact - VS-BU-KX-50-RG58 - 1655577



Coaxial contact, for D-SUB combination inserts, solder cup, pin, straight, for cable RG 58, gold-plated

D-SUB coaxial contact - VS-BU-KX-75-RG179/187 - 1655616



Coaxial contact, for D-SUB combination inserts, solder cup, socket, straight, for cable RG 179/187, gold-plated

D-SUB power contact - VS-BU-LK-3,6/22,8/2,6 - 1688256



Power contacts, for D-SUB combination inserts, socket, solder cup, straight, rated current 20 A, gold-plated

Contact insert - VS-BU-LK-3,6/22,8/4,6 - 1688272



Power contacts, for D-SUB combination inserts, socket, solder cup, straight, rated current 40 A, gold-plated
