


D-SUB combination contact insert - VS-25-ST-DSUB-4P-5S-LH - 1655409

Please be informed that the data shown in this PDF Document is generated from our Online Catalog. Please find the complete data in the user's documentation. Our General Terms of Use for Downloads are valid (<http://phoenixcontact.com/download>)

D-SUB combination contact insert, number of positions: 9, material: Steel, tin-plated, connection method: Solder connection, size of housing: 3



Key Commercial Data

Packing unit	1 pc
Minimum order quantity	10 pc
GTIN	 4 046356 029339
GTIN	4046356029339
Weight per Piece (excluding packing)	13.920 g
Custom tariff number	85366990
Country of origin	Germany

Technical data

Mechanical characteristics

Connection method	Solder connection
Overvoltage category	III
Degree of pollution	2
Weight	13.92 g
Flammability rating according to UL 94	V0

Ambient conditions

Ambient temperature (operation)	-55 °C ... 130 °C
---------------------------------	-------------------

Material data

Contact surface material	Gold over nickel
--------------------------	------------------

D-SUB combination contact insert - VS-25-ST-DSUB-4P-5S-LH - 1655409

Technical data

Material data

Contact material	Copper alloy
Contact carrier material	PBT-GF
Housing material	Steel, tin-plated
Mounting type	4-40 UNC thread

Electrical characteristics

Number of positions	9
Rated current	5 A (at 20°C (signal contacts))
Overvoltage category	III
Degree of pollution	2
Rated voltage (III/3)	250 V
Test voltage	1200 V
Insulation resistance	≥ 5 GΩ

Standards and Regulations

Flammability rating according to UL 94	V0
Safety note	<p>WARNING: The connectors may not be plugged in or disconnected under load. Ignoring the warning or improper use may damage persons and/or property.</p> <ul style="list-style-type: none"> • WARNING: Commission properly functioning products only. The products must be regularly inspected for damage. Decommission defective products immediately. Replace damaged products. Repairs are not possible. • WARNING: Only electrically qualified personnel may install and operate the product. They must observe the following safety notes. The qualified personnel must be familiar with the basics of electrical engineering. They must be able to recognize and prevent danger. The relevant symbol on the packaging indicates that only personnel familiar with electrical engineering are allowed to install and operate the product. • The products are suitable for applications in plant, controller, and electrical device engineering. • When operating the connectors in outdoor applications, they must be separately protected against environmental influences. • Assembled products may not be manipulated or improperly opened. • Only use mating connectors that are specified in the technical data of the standards listed (e.g. the ones listed in the product accessories online at phoenixcontact.com/products). • When using the product in direct connection with third-party manufacturers, the user is responsible. • For operating voltages > 50 V AC, conductive connector housings must be grounded • Only use tools recommended by Phoenix Contact • The installation notes/Design In documents online on the download page at phoenixcontact.com/products must be observed for this product.

D-SUB combination contact insert - VS-25-ST-DSUB-4P-5S-LH - 1655409

Technical data

Standards and Regulations

	<ul style="list-style-type: none"> • Use a protective cap to protect connectors that are not in use. The suitable accessories are available online in the accessory section of the product at phoenixcontact.com/products
	<ul style="list-style-type: none"> • Operate the connector only when it is fully plugged in and interlocked.
	<ul style="list-style-type: none"> • Operate the connector only when it is fully plugged in.
	<ul style="list-style-type: none"> • Ensure that when laying the cable, the tensile load on the connectors does not exceed the upper limit specified in the standards.
	<ul style="list-style-type: none"> • Observe the minimum bending radius of the cable. Lay the cable without twisting it.
	<ul style="list-style-type: none"> • VDE 0100/1.97 § 411.1.3.2 and DIN EN 60 204/11.98 § 14.1.3 are applicable when combining several circuits in a cable and/or connector

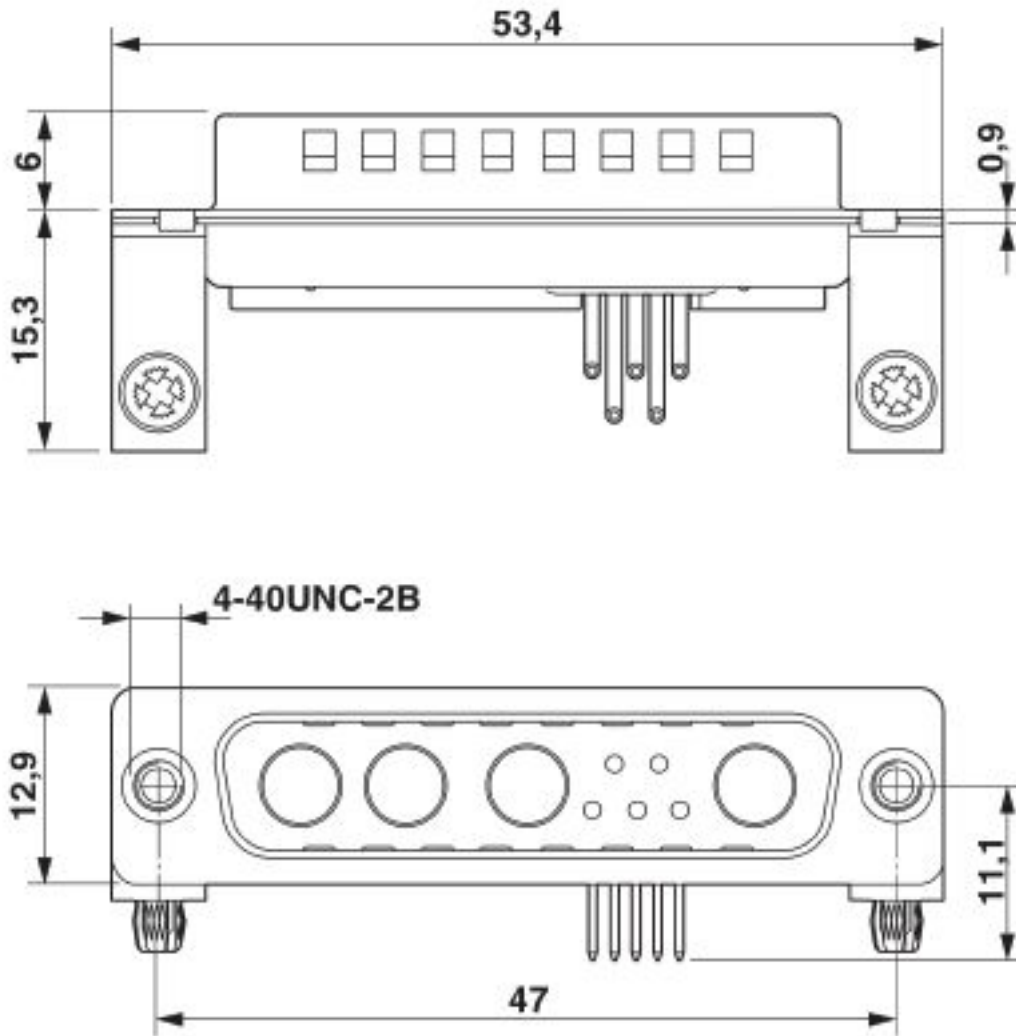
Environmental Product Compliance

REACH SVHC	Lead 7439-92-1
China RoHS	Environmentally Friendly Use Period = 50 years
	For details about hazardous substances go to tab "Downloads", Category "Manufacturer's declaration"

Drawings

D-SUB combination contact insert - VS-25-ST-DSUB-4P-5S-LH - 1655409

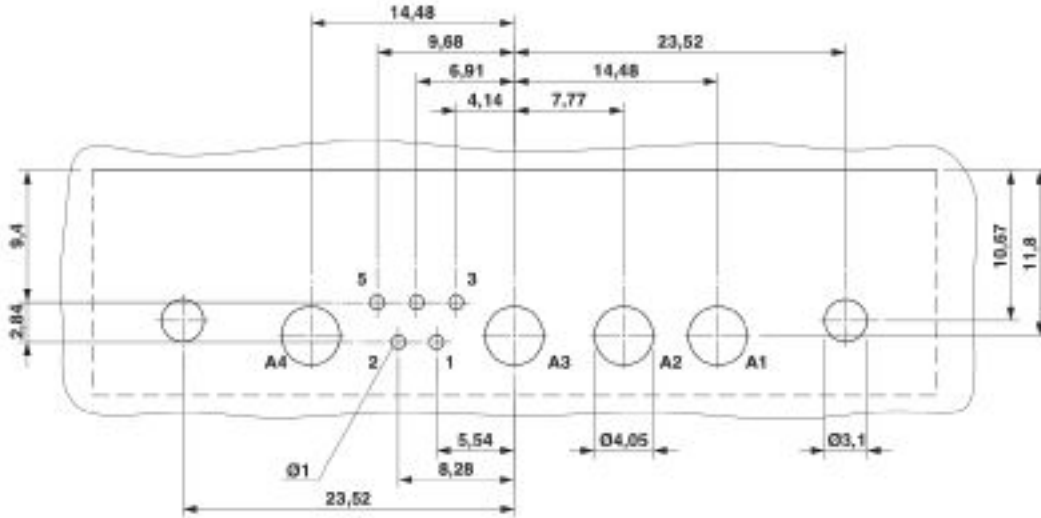
Dimensional drawing



D-SUB contact insert

D-SUB combination contact insert - VS-25-ST-DSUB-4P-5S-LH - 1655409

Drilling diagram



Drilling diagram

Classifications

eCl@ss

eCl@ss 10.0.1	27440205
eCl@ss 4.0	27260700
eCl@ss 4.1	27260700
eCl@ss 5.0	27260700
eCl@ss 5.1	27260700
eCl@ss 6.0	27260700
eCl@ss 7.0	27440302
eCl@ss 8.0	27440302
eCl@ss 9.0	27440205

ETIM

ETIM 2.0	EC000438
ETIM 3.0	EC000438
ETIM 4.0	EC000438
ETIM 5.0	EC001132
ETIM 6.0	EC000438
ETIM 7.0	EC000438

UNSPSC

UNSPSC 6.01	30211923
-------------	----------

D-SUB combination contact insert - VS-25-ST-DSUB-4P-5S-LH - 1655409

Classifications

UNSPSC

UNSPSC 7.0901	39121522
UNSPSC 11	39121522
UNSPSC 12.01	39121522
UNSPSC 13.2	39121522
UNSPSC 18.0	39121522
UNSPSC 19.0	39121522
UNSPSC 20.0	39121522
UNSPSC 21.0	39121522

Approvals


Approvals

Approvals

UL Recognized / EAC

Ex Approvals

Approval details

UL Recognized		http://database.ul.com/cgi-bin/XYV/template/LISEXT/1FRAME/index.htm	FILE E 118976
---------------	---	---	---------------

EAC			B.01687
-----	---	--	---------

Accessories

Accessories

Solder contact

D-SUB combination contact insert - VS-25-ST-DSUB-4P-5S-LH - 1655409

Accessories

D-SUB power contact - VS-ST-LH-3,6/18/3,8 - 1655467



POWER contact, for D-SUB combination inserts, for PCB assembly, pin, angled, rated current 40 A, gold-plated

D-SUB coaxial contact - VS-ST-KX-50-LP - 1655522



Coaxial contact, for D-SUB combination inserts, for PCB assembly, pin, angled, gold-plated

D-SUB coaxial contact - VS-ST-KX-75-LP - 1655645



Coaxial contact, for D-SUB combination inserts, for PCB assembly, pin, angled, gold-plated
