


D-SUB contact insert - VS-15-BU-DSUB-HD-EG - 1655166

Please be informed that the data shown in this PDF Document is generated from our Online Catalog. Please find the complete data in the user's documentation. Our General Terms of Use for Downloads are valid (<http://phoenixcontact.com/download>)

D-SUB contact insert, shell size 2, with 26 signal contacts, type of contact socket, with solder cup, straight, fixing with a 3 mm hole, for panel mounting frame and sleeve housing VS-15-...



Key Commercial Data

| | |
|--------------------------------------|---|
| Packing unit | 1 pc |
| Minimum order quantity | 10 pc |
| GTIN |  4 046356 029100 |
| GTIN | 4046356029100 |
| Weight per Piece (excluding packing) | 10.150 g |
| Custom tariff number | 85366990 |
| Country of origin | Germany |

Technical data

Mechanical characteristics

| | |
|--|----------------------|
| Connection method | Solder cup |
| Overvoltage category | III |
| AWG solid max. | 22 |
| Degree of pollution | 2 |
| Conductor cross section | 0.34 mm ² |
| Weight | 10.15 g |
| Flammability rating according to UL 94 | V0 |

Ambient conditions

| | |
|---------------------------------|-------------------|
| Ambient temperature (operation) | -55 °C ... 105 °C |
|---------------------------------|-------------------|

D-SUB contact insert - VS-15-BU-DSUB-HD-EG - 1655166

Technical data

Material data

| | |
|--------------------------|---|
| Contact surface material | Au/Sn |
| Contact material | Copper alloy |
| Contact carrier material | Glass-fiber reinforced thermoplastics, UL 94 V0 |
| Width | 17 mm |
| Height | 12.93 mm |
| Length | 39.52 mm |
| Mounting type | Hole |

Electrical characteristics

| | |
|-----------------------|----------------|
| Number of positions | 26 |
| Rated current | 3 A (at 20 °C) |
| Overvoltage category | III |
| Degree of pollution | 2 |
| Rated voltage (III/3) | 60 V |
| Test voltage | 1000 V |

Standards and Regulations

| | |
|--|--|
| Flammability rating according to UL 94 | V0 |
| Safety note | WARNING: The connectors may not be plugged in or disconnected under load. Ignoring the warning or improper use may damage persons and/or property. |
| | <ul style="list-style-type: none"> • WARNING: Commission properly functioning products only. The products must be regularly inspected for damage. Decommission defective products immediately. Replace damaged products. Repairs are not possible. |
| | <ul style="list-style-type: none"> • WARNING: Only electrically qualified personnel may install and operate the product. They must observe the following safety notes. The qualified personnel must be familiar with the basics of electrical engineering. They must be able to recognize and prevent danger. The relevant symbol on the packaging indicates that only personnel familiar with electrical engineering are allowed to install and operate the product. |
| | <ul style="list-style-type: none"> • The products are suitable for applications in plant, controller, and electrical device engineering. |
| | <ul style="list-style-type: none"> • When operating the connectors in outdoor applications, they must be separately protected against environmental influences. |
| | <ul style="list-style-type: none"> • Assembled products may not be manipulated or improperly opened. |
| | <ul style="list-style-type: none"> • Only use mating connectors that are specified in the technical data of the standards listed (e.g. the ones listed in the product accessories online at phoenixcontact.com/products). |
| | <ul style="list-style-type: none"> • When using the product in direct connection with third-party manufacturers, the user is responsible. |
| | <ul style="list-style-type: none"> • For operating voltages > 50 V AC, conductive connector housings must be grounded |
| | <ul style="list-style-type: none"> • Only use tools recommended by Phoenix Contact |

D-SUB contact insert - VS-15-BU-DSUB-HD-EG - 1655166

Technical data

Standards and Regulations

| | |
|--|--|
| | <ul style="list-style-type: none"> The installation notes/Design In documents online on the download page at phoenixcontact.com/products must be observed for this product. |
| | <ul style="list-style-type: none"> Use a protective cap to protect connectors that are not in use. The suitable accessories are available online in the accessory section of the product at phoenixcontact.com/products |
| | <ul style="list-style-type: none"> Operate the connector only when it is fully plugged in and interlocked. |
| | <ul style="list-style-type: none"> Operate the connector only when it is fully plugged in. |
| | <ul style="list-style-type: none"> Ensure that when laying the cable, the tensile load on the connectors does not exceed the upper limit specified in the standards. |
| | <ul style="list-style-type: none"> Observe the minimum bending radius of the cable. Lay the cable without twisting it. |
| | <ul style="list-style-type: none"> VDE 0100/1.97 § 411.1.3.2 and DIN EN 60 204/11.98 § 14.1.3 are applicable when combining several circuits in a cable and/or connector |

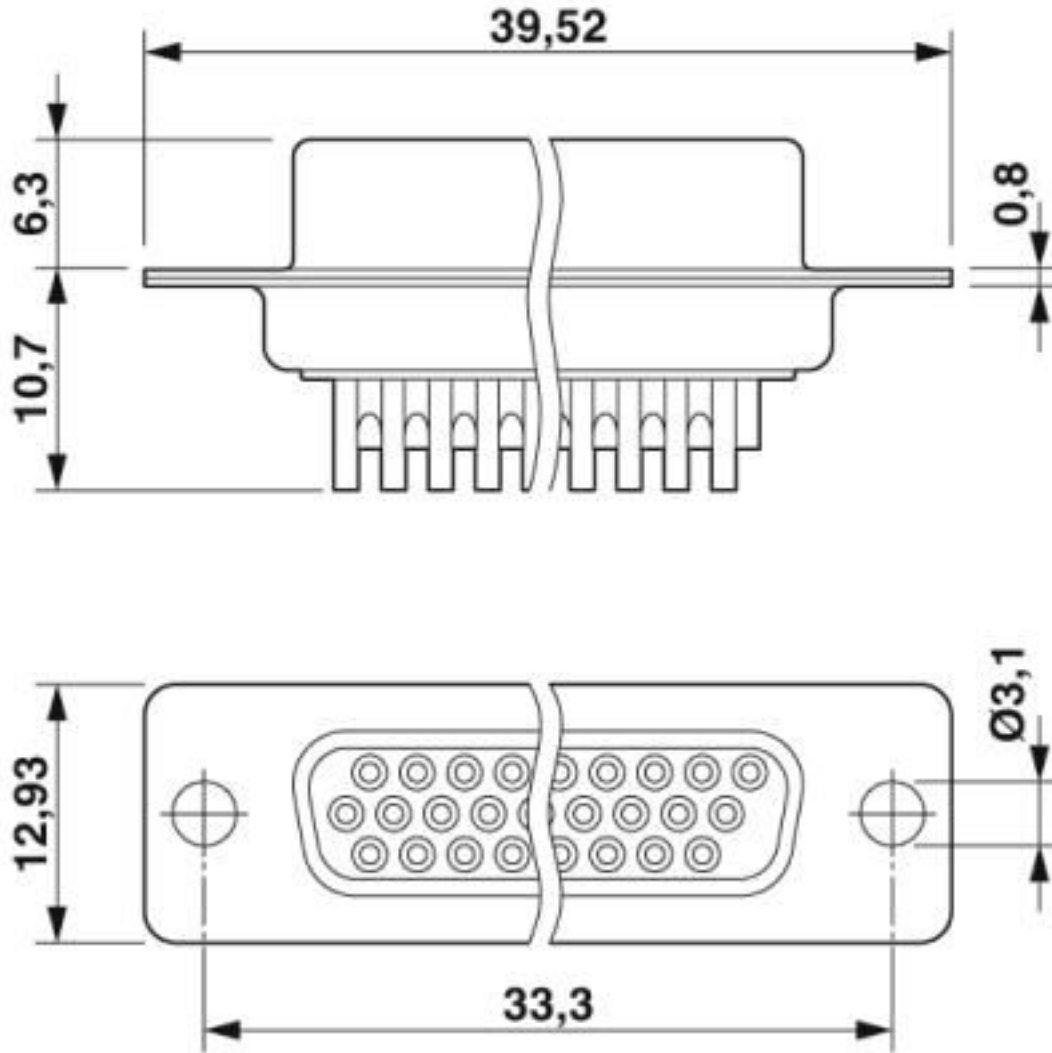
Environmental Product Compliance

| | |
|------------|---|
| REACH SVHC | Lead 7439-92-1 |
| China RoHS | Environmentally Friendly Use Period = 50 years |
| | For details about hazardous substances go to tab "Downloads", Category "Manufacturer's declaration" |

Drawings

D-SUB contact insert - VS-15-BU-DSUB-HD-EG - 1655166

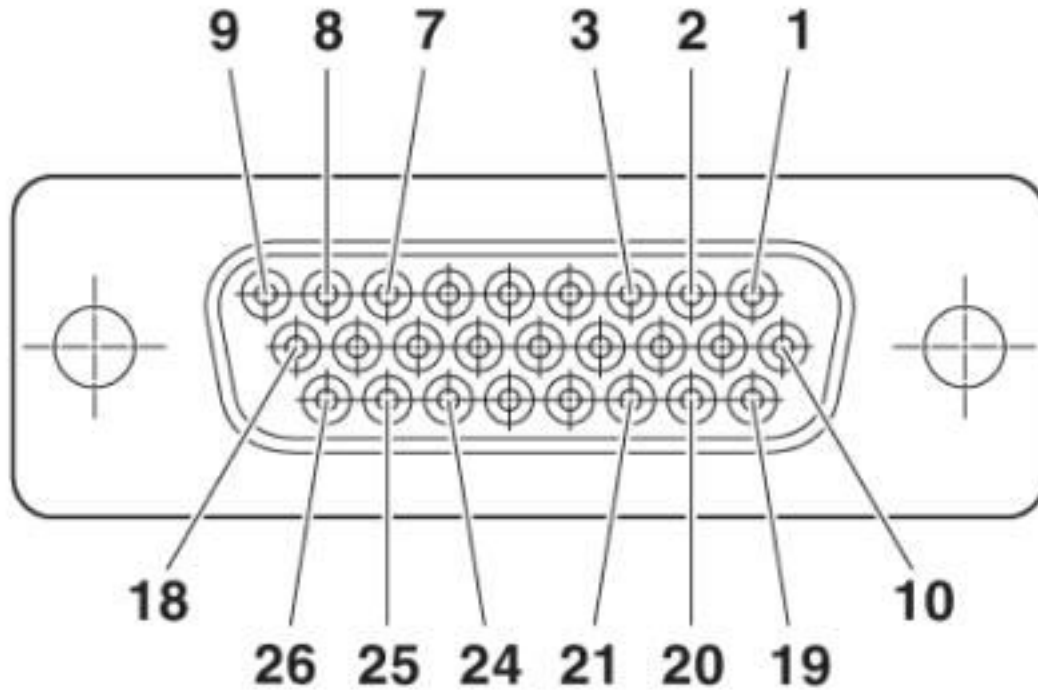
Dimensional drawing



D-SUB contact insert

D-SUB contact insert - VS-15-BU-DSUB-HD-EG - 1655166

Schematic diagram



Classifications

eCl@ss

| | |
|---------------|----------|
| eCl@ss 10.0.1 | 27440205 |
| eCl@ss 4.0 | 27260700 |
| eCl@ss 4.1 | 27260700 |
| eCl@ss 5.0 | 27260700 |
| eCl@ss 5.1 | 27260700 |
| eCl@ss 6.0 | 27260700 |
| eCl@ss 7.0 | 27440302 |
| eCl@ss 8.0 | 27440302 |
| eCl@ss 9.0 | 27440205 |

ETIM

| | |
|----------|----------|
| ETIM 2.0 | EC000438 |
| ETIM 3.0 | EC000438 |
| ETIM 4.0 | EC000438 |
| ETIM 5.0 | EC001132 |
| ETIM 6.0 | EC000438 |

D-SUB contact insert - VS-15-BU-DSUB-HD-EG - 1655166

Classifications

ETIM

| | |
|----------|----------|
| ETIM 7.0 | EC000438 |
|----------|----------|

UNSPSC

| | |
|---------------|----------|
| UNSPSC 6.01 | 30211923 |
| UNSPSC 7.0901 | 39121522 |
| UNSPSC 11 | 39121522 |
| UNSPSC 12.01 | 39121522 |
| UNSPSC 13.2 | 39121522 |
| UNSPSC 18.0 | 39121522 |
| UNSPSC 19.0 | 39121522 |
| UNSPSC 20.0 | 39121522 |
| UNSPSC 21.0 | 39121522 |

Approvals


Approvals

Approvals

EAC

Ex Approvals

Approval details

| | | |
|-----|---|---------|
| EAC |  | B.01687 |
|-----|---|---------|

Accessories

Accessories

Sleeve housings

D-SUB contact insert - VS-15-BU-DSUB-HD-EG - 1655166

Accessories

D-SUB sleeve housings - CUC-DST-GPME-S/DSSC15 - 1419710



D-SUB sleeve housings, degree of protection: IP20, material: ABS, metal-plated, cable outlet: straight, size of housing: 2, color: Bare metallic

D-SUB sleeve housings - CUC-DST-GPME-A/DSSC15 - 1419718



D-SUB sleeve housings, degree of protection: IP20, material: ABS, metal-plated, cable outlet: angled, size of housing: 2, color: Bare metallic

D-SUB sleeve housings - CUC-DST-GZNI-S/DSSC15 - 1419724



D-SUB sleeve housings, degree of protection: IP20, material: Zinc die-cast, cable outlet: straight, size of housing: 2, color: Bare metallic

D-SUB sleeve housings - CUC-DST-GZNI-A/DSSC15 - 1419725



D-SUB sleeve housings, degree of protection: IP20, material: Zinc die-cast, cable outlet: angled, size of housing: 2, color: Bare metallic

D-SUB sleeve housings - CUC-DST-GPME-S/DSFL15 - 1419731



D-SUB sleeve housings, degree of protection: IP20, material: ABS, metal-plated, cable outlet: straight, size of housing: 2, color: Bare metallic

D-SUB contact insert - VS-15-BU-DSUB-HD-EG - 1655166

Accessories

D-SUB sleeve housings - CUC-DST-GPME-A/DSFL15 - 1419732



D-SUB sleeve housings, degree of protection: IP20, material: ABS, metal-plated, cable outlet: angled, size of housing: 2, color: Bare metallic

D-SUB sleeve housings - CUC-DST-GZNI-S/DSFL15 - 1419756



D-SUB sleeve housings, degree of protection: IP20, material: Zinc die-cast, cable outlet: straight, size of housing: 2, color: Bare metallic

D-SUB sleeve housings - CUC-DST-GZNI-A/DSFL15 - 1419757



D-SUB sleeve housings, degree of protection: IP20, material: Zinc die-cast, cable outlet: angled, size of housing: 2, color: Bare metallic
