

Contact insert - HC-B 16-I-UT-M - 1648238

Please be informed that the data shown in this PDF Document is generated from our Online Catalog. Please find the complete data in the user's documentation. Our General Terms of Use for Downloads are valid (<http://phoenixcontact.com/download>)




HEAVYCON male insert, B16 series, 16-pos., screw connection

Your advantages

- ✓ For fast coding with plastic profile
- ✓ For test pin 2 mm

COMPLETE RoHS

Key Commercial Data

| | |
|--------------------------------------|---|
| Packing unit | 1 pc |
| GTIN |  4 046356 092364 |
| GTIN | 4046356092364 |
| Weight per Piece (excluding packing) | 80.000 g |
| Custom tariff number | 85366990 |
| Country of origin | China |

Technical data

General

| | |
|-------------------|--|
| Note | for flexible conductors with or without ferrules |
| | Connectors may be operated only when there is no load/voltage. |
| Connection method | Screw connection |
| Tightening torque | 0.5 Nm ... 0.8 Nm |
| Torque | 0.8 Nm ... 1.2 Nm (PE connection) |
| | 0.5 Nm ... 0.8 Nm (Mounting screws for mounting in the HEAVYCON housing) |
| Screwdriver blade | 0.5 x 3.5 mm |

Contact insert - HC-B 16-I-UT-M - 1648238

Technical data

General

| | |
|---|---|
| Number of connections per position | 1 |
| Degree of pollution | 3 |
| Overvoltage category | III |
| Number of positions | 16+PE |
| Insertion/withdrawal cycles | ≥ 500 |
| Size | B16 |
| | B32 |
| Contact numbering | 1 - 16 |
| Conductor cross section | 0.5 mm ² ... 2.5 mm ² |
| Connection cross section AWG | 20 ... 14 |
| Stripping length of the individual wire | 8 mm |
| Assembly instructions | To ensure correct use, installation in housing with IP54 protection or better is required |

Ambient conditions

| | |
|---------------------------------|--|
| Ambient temperature (operation) | -40 °C ... 125 °C (including heating up of contacts) |
|---------------------------------|--|

Material data

| | |
|--------------------------|---|
| Contact material | Copper alloy |
| Contact surface material | Ag |
| Contact carrier material | PC |
| Standards/regulations | PA: Fire protection in rail vehicles - requirement sets R22 and R23 acc. to DIN EN 45545-2 (Risk level HL1 - HL2) |
| | PA: Fire protection in rail vehicles - requirement set R24 acc. to DIN EN 45545-2 (Risk level HL1 - HL3) |

Electrical characteristics

| | |
|-----------------------|-------|
| Rated voltage (III/3) | 500 V |
| Rated surge voltage | 6 kV |
| Rated current | 20 A |

Standards and Regulations

| | |
|--|--------------|
| Connection in acc. with standard | CSA |
| Constructional and testing regulations | DIN EN 61984 |
| | DIN EN 60664 |
| | IEC 60352 |
| Flammability rating according to UL 94 | V0 |

Environmental Product Compliance

| | |
|------------|--|
| REACH SVHC | Lead 7439-92-1 |
| China RoHS | Environmentally Friendly Use Period = 50 years |

Contact insert - HC-B 16-I-UT-M - 1648238


Technical data

Environmental Product Compliance

For details about hazardous substances go to tab "Downloads", Category "Manufacturer's declaration"

Drawings

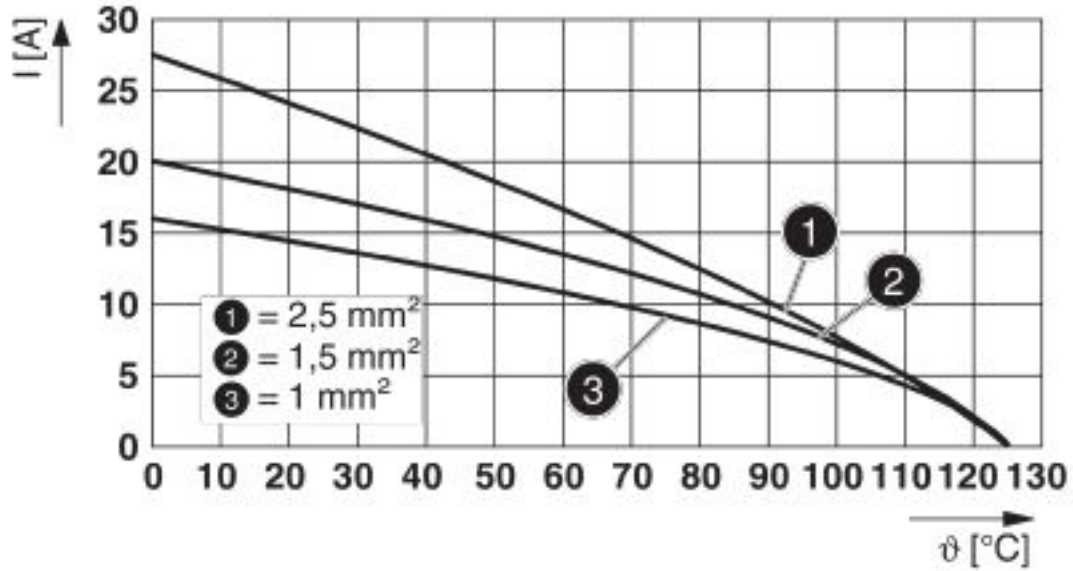
Schematic diagram



Connector pin assignment, connection side

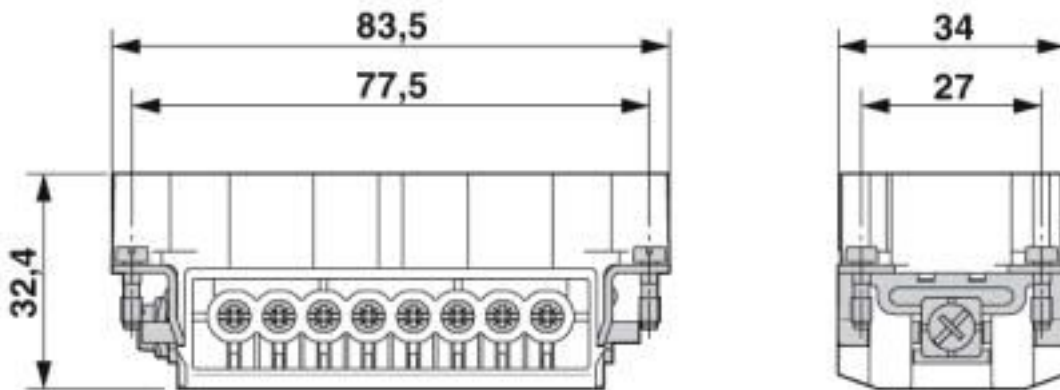
Contact insert - HC-B 16-I-UT-M - 1648238

Diagram



Derating diagram

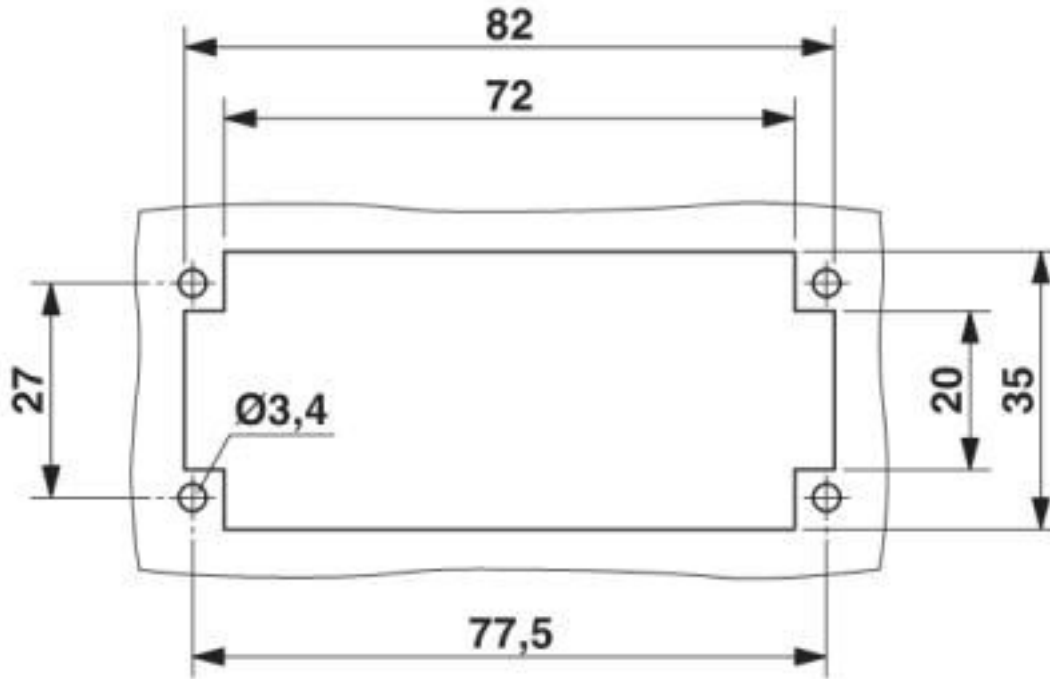
Dimensional drawing



Male insert

Contact insert - HC-B 16-I-UT-M - 1648238

Dimensional drawing



Mounting cutout when used without housing

Classifications

eCl@ss

| | |
|---------------|----------|
| eCl@ss 10.0.1 | 27440205 |
| eCl@ss 4.0 | 27140800 |
| eCl@ss 4.1 | 27140800 |
| eCl@ss 5.0 | 27143400 |
| eCl@ss 5.1 | 27261200 |
| eCl@ss 6.0 | 27261200 |
| eCl@ss 7.0 | 27440205 |
| eCl@ss 8.0 | 27440205 |
| eCl@ss 9.0 | 27440205 |

ETIM

| | |
|----------|----------|
| ETIM 3.0 | EC000438 |
| ETIM 4.0 | EC000438 |
| ETIM 5.0 | EC000438 |
| ETIM 6.0 | EC000438 |

Contact insert - HC-B 16-I-UT-M - 1648238

Classifications

ETIM

| | |
|----------|----------|
| ETIM 7.0 | EC000438 |
|----------|----------|

UNSPSC

| | |
|---------------|----------|
| UNSPSC 6.01 | 30211923 |
| UNSPSC 7.0901 | 39121522 |
| UNSPSC 11 | 39121522 |
| UNSPSC 12.01 | 39121522 |
| UNSPSC 13.2 | 39121522 |
| UNSPSC 18.0 | 39121522 |
| UNSPSC 19.0 | 39121522 |
| UNSPSC 20.0 | 39121522 |
| UNSPSC 21.0 | 39121522 |

Approvals


Approvals

Approvals

CSA / EAC / EAC / UL Recognized / DNV GL

Ex Approvals

Approval details

| | | | |
|----------------------------|---|---|----------------|
| CSA |  | http://www.csagroup.org/services-industries/product-listing/ | 013631_6233_01 |
| Nominal voltage UN | 600 V | | |
| Nominal current IN | 13 A | | |
| mm ² /AWG/kcmil | 22-14 | | |

| | | |
|-----|---|--------------------------|
| EAC |  | RU C- DE.AI30.B.01102 |
|-----|---|--------------------------|

Contact insert - HC-B 16-I-UT-M - 1648238

Approvals

| | | | |
|-----|--|--|--------------------------|
| EAC | | | RU C- DE.BL08.B.00511 |
|-----|--|--|--------------------------|

| | | | |
|----------------------------|--|---|---------------|
| UL Recognized | | http://database.ul.com/cgi-bin/XYV/template/LISEXT/1FRAME/index.htm | FILE E 118976 |
| Nominal voltage UN | | 600 V | |
| Nominal current IN | | 16 A | |
| mm ² /AWG/kcmil | | 14 | |

| | | | |
|--------|--|---|------------|
| DNV GL | | https://approvalfinder.dnvgl.com/ | TAE000037S |
|--------|--|---|------------|

Accessories

Accessories

Coding element

Coding profile - CP-HC - 1686478



Coding profile, 4 coding profiles per strip, for insertion in coding keyways

Coding element - HC-CBU - 1676860



Coding socket for coding up to 16 connectors

Contact insert - HC-B 16-I-UT-M - 1648238

Accessories

Coding bolt - HC-CB - 1772722



Coding pin, prevents mismatching of up to six connectors with an identical number of positions

Coding element - HC-CST - 1676857



Coding peg for coding up to 16 connectors

Docking frame

Docking frames - HC-B 16-ANDOCK - 1586138



Docking frame for racks, for contact inserts of B16 type, with four M5 flat headed screws, rack balance x/y axis +/- 1.5 mm

Mounting material

Screw - HC-B-PES - 1604997



PE screw, for contact inserts HC-B / HC-BB / HC-DD / HC-D40 / HC-D64

PE multiplier - HC-B-3PE - 1644326



PE multiplier, for three PE connections, for HC-B (besides HC-B..E..ZZ) / HC-BB / HC-DD / HC-D40 / HC-D64 contact inserts

Contact insert - HC-B 16-I-UT-M - 1648238

Accessories

Strain relief clamp - HC-B-ZG - 1685327



Strain relief clamps contact inserts of series: B-, BB-, D 40, D 64, DD and HV, straight cable exit

Strain relief clamp - HC-B-ZS - 1685330



Strain relief clamps contact inserts of series: B-, BB-, D 40, D 64, DD and HV, lateral cable exit

Additional products

Contact insert - HC-B 16-I-UT-F - 1648241



HEAVYCON female insert, B16 series, 16-pos., screw connection
