

Contact insert - HC-B 10-I-CT-M - 1648212

Please be informed that the data shown in this PDF Document is generated from our Online Catalog. Please find the complete data in the user's documentation. Our General Terms of Use for Downloads are valid (<http://phoenixcontact.com/download>)




HEAVYCON male insert, B10 series, 10-pos., for crimp contacts

Your advantages

- For fast coding with plastic profile

COMPLETE RoHS

Key Commercial Data

Packing unit	1 pc
GTIN	 4 046356 092340
GTIN	4046356092340
Weight per Piece (excluding packing)	53.240 g
Custom tariff number	85366990
Country of origin	China

Technical data

General

Note	For HEAVYCON ADVANCE and HEAVYCON housing of B10 type, crimp contacts CK 2,5-ED (crimp contacts not included in the scope of supply). Connectors may be operated only when there is no load/voltage.
Connection method	Crimp connection
Torque	0.8 Nm ... 1.2 Nm (PE connection) 0.5 Nm ... 0.8 Nm (Mounting screws for mounting in the HEAVYCON housing)
Number of connections per position	1
Degree of pollution	3

Contact insert - HC-B 10-I-CT-M - 1648212

Technical data

General

Overvoltage category	III
Number of positions	10+PE
Insertion/withdrawal cycles	≥ 500
Size	B10
Contact numbering	1 - 10
Conductor cross section	0.5 mm ² ... 4 mm ²
Connection cross section AWG	20 ... 12
Stripping length of the individual wire	7.5 mm
Assembly instructions	To ensure correct use, installation in housing with IP54 protection or better is required
Connection	Remove the crimp contact using a screwdriver. The opening for the screwdriver is next to the opening where the conductor is inserted.

Ambient conditions

Degree of protection (IP)	IP20
Ambient temperature (operation)	-40 °C ... 125 °C (including heating up of contacts)

Material data

Contact material	Copper alloy
Contact surface material	Ag (alternatively Au)
Contact carrier material	PA
Standards/regulations	PA: Fire protection in rail vehicles - requirement sets R22 and R23 acc. to DIN EN 45545-2 (Risk level HL1 - HL2)
	PA: Fire protection in rail vehicles - requirement set R24 acc. to DIN EN 45545-2 (Risk level HL1 - HL3)

Electrical characteristics

Rated voltage (III/3)	500 V
Rated surge voltage	6 kV
Rated current	16 A

Standards and Regulations

Connection in acc. with standard	CSA
Constructional and testing regulations	DIN EN 61984
	DIN EN 60664
	IEC 60352
Flammability rating according to UL 94	V0


Environmental Product Compliance

China RoHS	Environmentally friendly use period: unlimited = EFUP-e
	No hazardous substances above threshold values

Contact insert - HC-B 10-I-CT-M - 1648212

Drawings

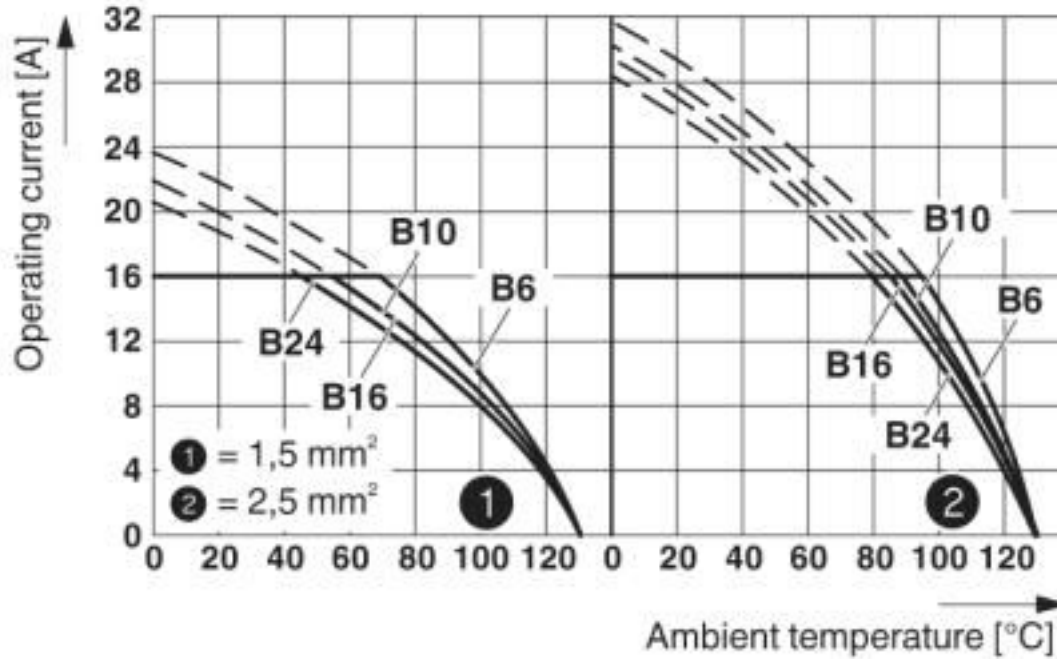
Schematic diagram



Connector pin assignment, connection side

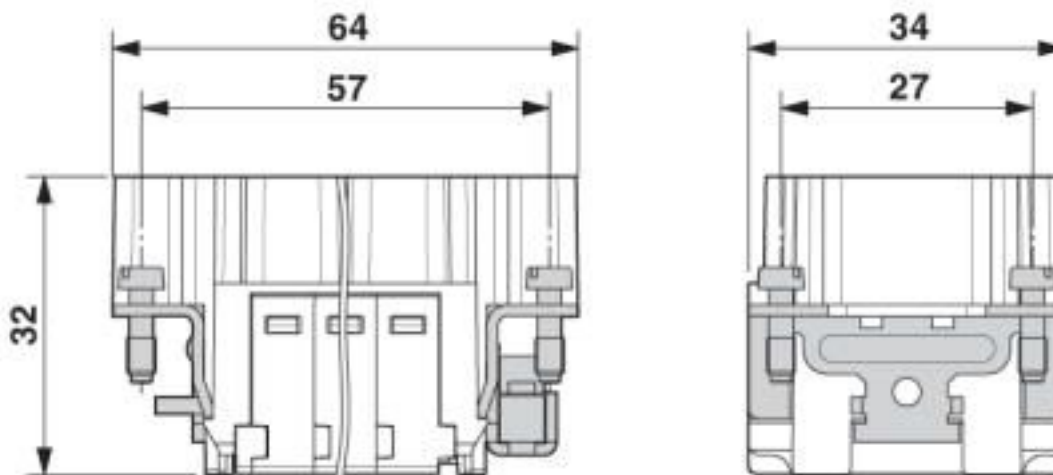
Contact insert - HC-B 10-I-CT-M - 1648212

Diagram



Derating diagram

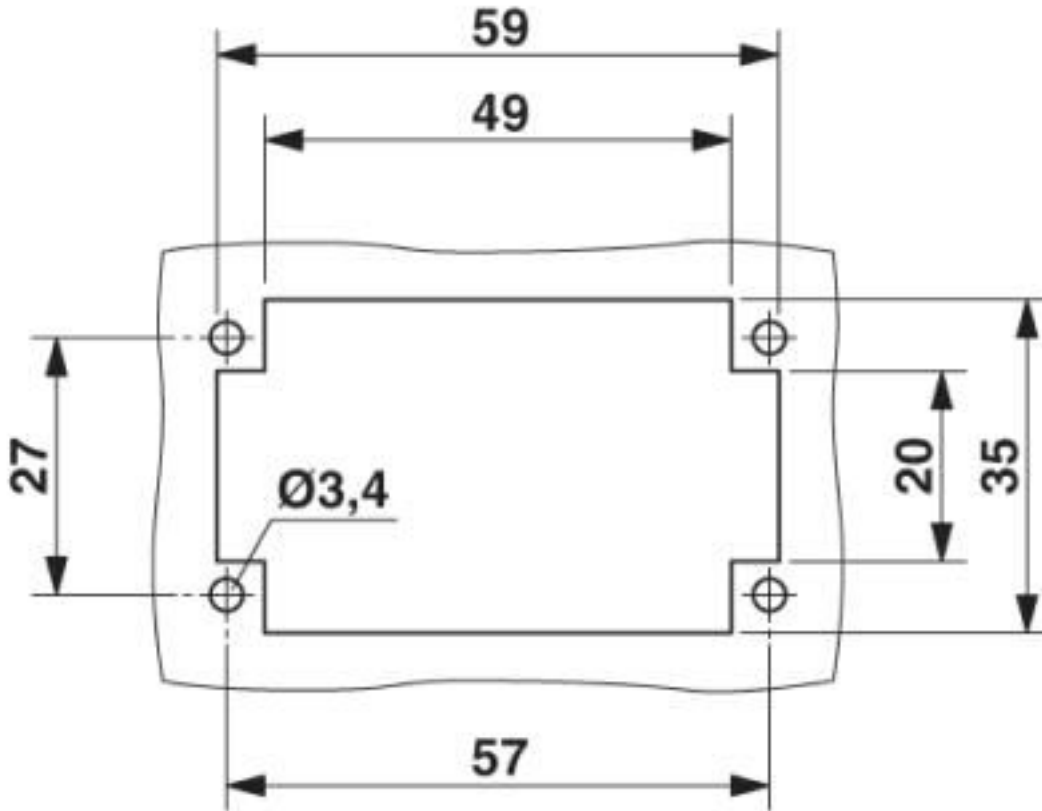
Dimensional drawing



Male insert

Contact insert - HC-B 10-I-CT-M - 1648212

Dimensional drawing



Mounting cutout when used without housing

Classifications

eCl@ss

eCl@ss 10.0.1	27440205
eCl@ss 4.0	27140800
eCl@ss 4.1	27140800
eCl@ss 5.0	27143400
eCl@ss 5.1	27261200
eCl@ss 6.0	27261200
eCl@ss 7.0	27440205
eCl@ss 8.0	27440205
eCl@ss 9.0	27440205

ETIM

ETIM 3.0	EC000438
----------	----------

Contact insert - HC-B 10-I-CT-M - 1648212

Classifications

ETIM

ETIM 4.0	EC000438
ETIM 5.0	EC000438
ETIM 6.0	EC000438
ETIM 7.0	EC000438

UNSPSC

UNSPSC 6.01	30211923
UNSPSC 7.0901	39121522
UNSPSC 11	39121522
UNSPSC 12.01	39121522
UNSPSC 13.2	39121522
UNSPSC 18.0	39121522
UNSPSC 19.0	39121522
UNSPSC 20.0	39121522
UNSPSC 21.0	39121522

Approvals


Approvals

Approvals

CSA / UL Recognized / cUL Recognized / EAC / EAC / cULus Recognized

Ex Approvals

Approval details

CSA		http://www.csagroup.org/services-industries/product-listing/	013631_6233_01
Nominal voltage UN	600 V		
Nominal current IN	20 A		
mm ² /AWG/kcmil	20-12		

Contact insert - HC-B 10-I-CT-M - 1648212

Approvals

UL Recognized		http://database.ul.com/cgi-bin/XYV/template/LISEXT/1FRAME/index.htm	FILE E 118976
Nominal voltage UN		600 V	
Nominal current IN		13 A	
mm ² /AWG/kcmil		22-14	

cUL Recognized		http://database.ul.com/cgi-bin/XYV/template/LISEXT/1FRAME/index.htm	FILE E 118976
Nominal voltage UN		600 V	
Nominal current IN		13 A	
mm ² /AWG/kcmil		22-14	

EAC		RU C- DE.AI30.B.01102
-----	--	--------------------------

EAC		RU C- DE.BL08.B.00511
-----	--	--------------------------

cULus Recognized	
------------------	--

Accessories

Accessories

Coding element

Coding profile - CP-HC - 1686478



Coding profile, 4 coding profiles per strip, for insertion in coding keyways

Contact insert - HC-B 10-I-CT-M - 1648212

Accessories

Coding element - HC-CBU - 1676860



Coding socket for coding up to 16 connectors

Coding bolt - HC-CB - 1772722



Coding pin, prevents mismatching of up to six connectors with an identical number of positions

Coding element - HC-CST - 1676857



Coding peg for coding up to 16 connectors

Crimp contact

Crimp contact - CK2,5-ED-0,50ST AG - 1663572



Turned 2.5 crimp contact, individual male contact, core diameter 0.5 mm², silver-plated

Crimp contact - CK2,5-ED-0,75ST AG - 1663585



Turned 2.5 crimp contact, individual male contact, core diameter 0.75 mm², silver-plated

Contact insert - HC-B 10-I-CT-M - 1648212

Accessories

Crimp contact - CK2,5-ED-1,00ST AG - 1663598



Turned 2.5 crimp contact, individual male contact, core diameter 0.75 to 1.00 mm², silver-plated

Crimp contact - CK2,5-ED-1,50ST AG - 1663608



Turned 2.5 crimp contact, individual male contact, core diameter 1.5 mm², silver-plated

Crimp contact - CK2,5-ED-2,50ST AG - 1663611



Turned 2.5 crimp contact, individual male contact, core diameter 2.5 mm², silver-plated

Crimp contact - CK2,5-ED-3,00ST AG - 1663624



Turned 2.5 crimp contact, individual male contact, core diameter 3.00 mm², silver-plated

Crimp contact - CK2,5-ED-4,00ST AG - 1663637



Turned 2.5 crimp contact, individual male contact, core diameter 4.00 mm², silver-plated

Contact insert - HC-B 10-I-CT-M - 1648212

Accessories

Crimp contact - CK2,5-ED-0,50ST AU - 1674804



Turned 2.5 crimp contact, individual male contact, core diameter 0.5 mm², gold-plated

Crimp contact - CK2,5-ED-1,00ST AU - 1674781



Turned 2.5 crimp contact, individual male contact, core diameter 0.75 to 1.0 mm², gold-plated

Crimp contact - CK2,5-ED-1,50ST AU - 1674778



Turned 2.5 crimp contact, individual male contact, core diameter 1.5 mm², gold-plated

Crimp contact - CK2,5-ED-2,50ST AU - 1674817



Turned 2.5 crimp contact, individual male contact, core diameter 2.5 mm², gold-plated

Crimp contact - CK2,5-ED-4,00ST AU - 1674794



Turned 2.5 crimp contact, individual male contact, core diameter 4.00 mm², gold-plated

Crimping tool

Contact insert - HC-B 10-I-CT-M - 1648212

Accessories

Crimping pliers - CRIMPFOX-1,6/2,5-ED-4,0 - 1687419



Crimping pliers, for turned contacts, CK 1.6 ED... and CK 2.5 ED...

Docking frame

Docking frames - HC-B 10-ANDOCK - 1586125



Docking frame for racks, for contact inserts of B10 type, with four M5 flat headed screws, rack balance x/y axis +- 1.5 mm

Mounting material

Screw - HC-B-PES - 1604997



PE screw, for contact inserts HC-B / HC-BB / HC-DD / HC-D40 / HC-D64

PE multiplier - HC-B-3PE - 1644326



PE multiplier, for three PE connections, for HC-B (besides HC-B..E..ZZ) / HC-BB / HC-DD / HC-D40 / HC-D64 contact inserts

Strain relief clamp - HC-B-ZG - 1685327



Strain relief clamps contact inserts of series: B-, BB-, D 40, D 64, DD and HV, straight cable exit

Contact insert - HC-B 10-I-CT-M - 1648212

Accessories

Strain relief clamp - HC-B-ZS - 1685330



Strain relief clamps contact inserts of series: B-, BB-, D 40, D 64, DD and HV, lateral cable exit

Additional products

Contact insert - HC-B 10-I-CT-F - 1648225



HEAVYCON female insert, B10 series, 10-pos., for crimp contacts