

Coupler connector - SB-8ESSD8A9L34S - 1623706

Please be informed that the data shown in this PDF Document is generated from our Online Catalog. Please find the complete data in the user's documentation. Our General Terms of Use for Downloads are valid (<http://phoenixcontact.com/download>)




Coupling connector, SB, straight long, shielded: yes, for standard and SPEEDCON interlock, M40, No. of pos.: 8+4+PE, type of contact: Socket, Crimp connection, cable diameter range: 20.5 mm ... 26.5 mm

Your advantages

- ✓ All housing can be fitted with pin or socket contacts
- ✓ A total of eight contacts are available for signal transmission
- ✓ Mechanical coding reliably prevents incorrect connections
- ✓ Safe use in the field, thanks to high degree of protection
- ✓ Consistent EMC protection for reliable connection solutions in the industrial environment



Key Commercial Data

Packing unit	1 pc
GTIN	 4 055626 195094
GTIN	4055626195094
Weight per Piece (excluding packing)	480.000 g
Custom tariff number	85366990
Country of origin	Germany

Technical data

Temperature range

Ambient temperature (operation)	-40 °C ... 130 °C
---------------------------------	-------------------

Standards and Regulations

Safety note	WARNING: The connectors may not be plugged in or disconnected under load. Ignoring the warning or improper use may damage persons and/or property.
-------------	--

Coupler connector - SB-8ESSD8A9L34S - 1623706

Technical data

Standards and Regulations

	<ul style="list-style-type: none"> • WARNING: Commission properly functioning products only. The products must be regularly inspected for damage. Decommission defective products immediately. Replace damaged products. Repairs are not possible.
	<ul style="list-style-type: none"> • WARNING: Only electrically qualified personnel may install and operate the product. They must observe the following safety notes. The qualified personnel must be familiar with the basics of electrical engineering. They must be able to recognize and prevent danger. The relevant symbol on the packaging indicates that only personnel familiar with electrical engineering are allowed to install and operate the product.
	<ul style="list-style-type: none"> • The products are suitable for applications in plant, controller, and electrical device engineering.
	<ul style="list-style-type: none"> • When operating the connectors in outdoor applications, they must be separately protected against environmental influences.
	<ul style="list-style-type: none"> • Assembled products may not be manipulated or improperly opened.
	<ul style="list-style-type: none"> • Only use mating connectors that are specified in the technical data of the standards listed (e.g. the ones listed in the product accessories online at phoenixcontact.com/products).
	<ul style="list-style-type: none"> • When using the product in direct connection with third-party manufacturers, the user is responsible.
	<ul style="list-style-type: none"> • For operating voltages > 50 V AC, conductive connector housings must be grounded
	<ul style="list-style-type: none"> • VDE 0100/1.97 § 411.1.3.2 and DIN EN 60 204/11.98 § 14.1.3 are applicable when combining several circuits in a cable and/or connector
	<ul style="list-style-type: none"> • Observe the corresponding technical data. You will find information: <ul style="list-style-type: none"> o On the product o On the packing label o In the supplied documentation o Online at phoenixcontact.com/products under the product
	<ul style="list-style-type: none"> • Only use tools recommended by Phoenix Contact
	<ul style="list-style-type: none"> • The installation notes/Design In documents online on the download page at phoenixcontact.com/products must be observed for this product.
	<ul style="list-style-type: none"> • Use a protective cap to protect connectors that are not in use. The suitable accessories are available online in the accessory section of the product at phoenixcontact.com/products
	<ul style="list-style-type: none"> • Operate the connector only when it is fully plugged in and interlocked.
	<ul style="list-style-type: none"> • Ensure that when laying the cable, the tensile load on the connectors does not exceed the upper limit specified in the standards.
	<ul style="list-style-type: none"> • Observe the minimum bending radius of the cable. Lay the cable without twisting it.
	<ul style="list-style-type: none"> • The connector warms up in normal operation. Depending on the ambient conditions, the surface of the connector can continue to warm up. In this case, the user is responsible for posting warnings (e.g. DIN EN ISO 13732-1:2008-12).

Data of the insulating body

Protection against electric shock	IEC 61984
Coding	Signal, coding 2

Coupler connector - SB-8ESSD8A9L34S - 1623706

Technical data

Data of the insulating body

Contact connection method	Crimp connection
Type of contacts	Socket
Application	Hybrid
Number of positions	13
Direction of rotation	Standard
Contact diameter of power contacts	3.6 mm
Litz wire cross section of power contacts min.	1 mm ²
Litz wire cross section of power contacts max.	16 mm ²
Rated current for power contacts	70 A
Note	for max. connection cross section
Rated voltage of power contact	630 V AC
Rated surge voltage	6 kV
Overvoltage category	III
Degree of pollution	3
Rated voltage (II/3) power contact	850 V DC
Rated voltage (III/3) power contact	630 V AC
Contact diameter of signal contacts	1 mm
Litz wire cross section of signal contacts min.	0.06 mm ²
Litz wire cross section of signal contacts max.	1.5 mm ²
Nominal current per signal contact	8 A
Note	for max. connection cross section
Rated surge voltage	6 kV
Rated voltage (III/3) signal contact	500 V
Contact diameter, data contacts	1 mm
Litz wire cross section, data contacts, min.	0.06 mm ²
Litz wire cross section, data contacts, max.	1.5 mm ²
Rated current of each data contact at 25°C	8 A
Note	for max. connection cross section
Rated voltage of data contact	50 V
Rated surge voltage	1.5 kV
Installation height	2000 m

Housing data

Housing material	Turned parts: copper zinc alloy (CuZn), die-cast parts: zinc (GD-Zn)
Type of locking	for standard and SPEEDCON interlock
Degree of protection (when plugged in)	IP68/IP69K
Thread type	M40

Coupler connector - SB-8ESSD8A9L34S - 1623706

Technical data

Cable seal data

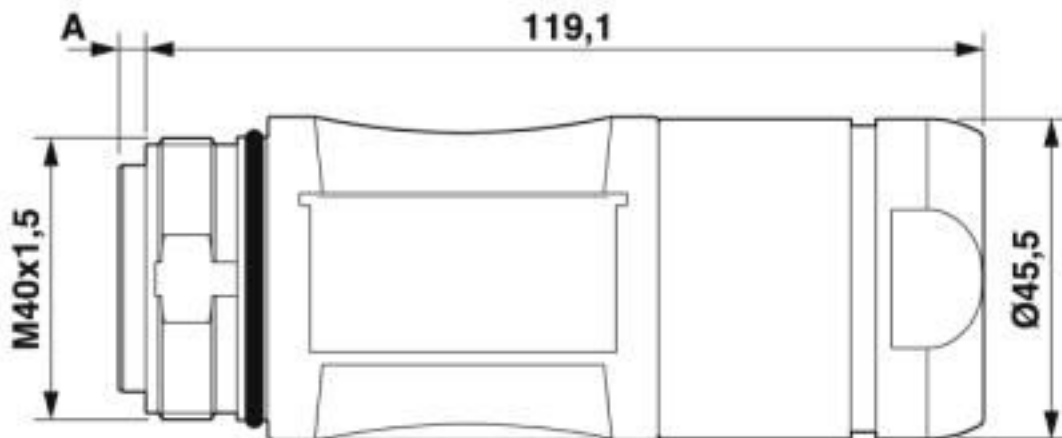
Cable diameter	20.5 mm ... 26.5 mm
Sealing material	FKM

Environmental Product Compliance

REACH SVHC	Lead 7439-92-1
China RoHS	Environmentally Friendly Use Period = 50 years
	For details about hazardous substances go to tab "Downloads", Category "Manufacturer's declaration"

Drawings

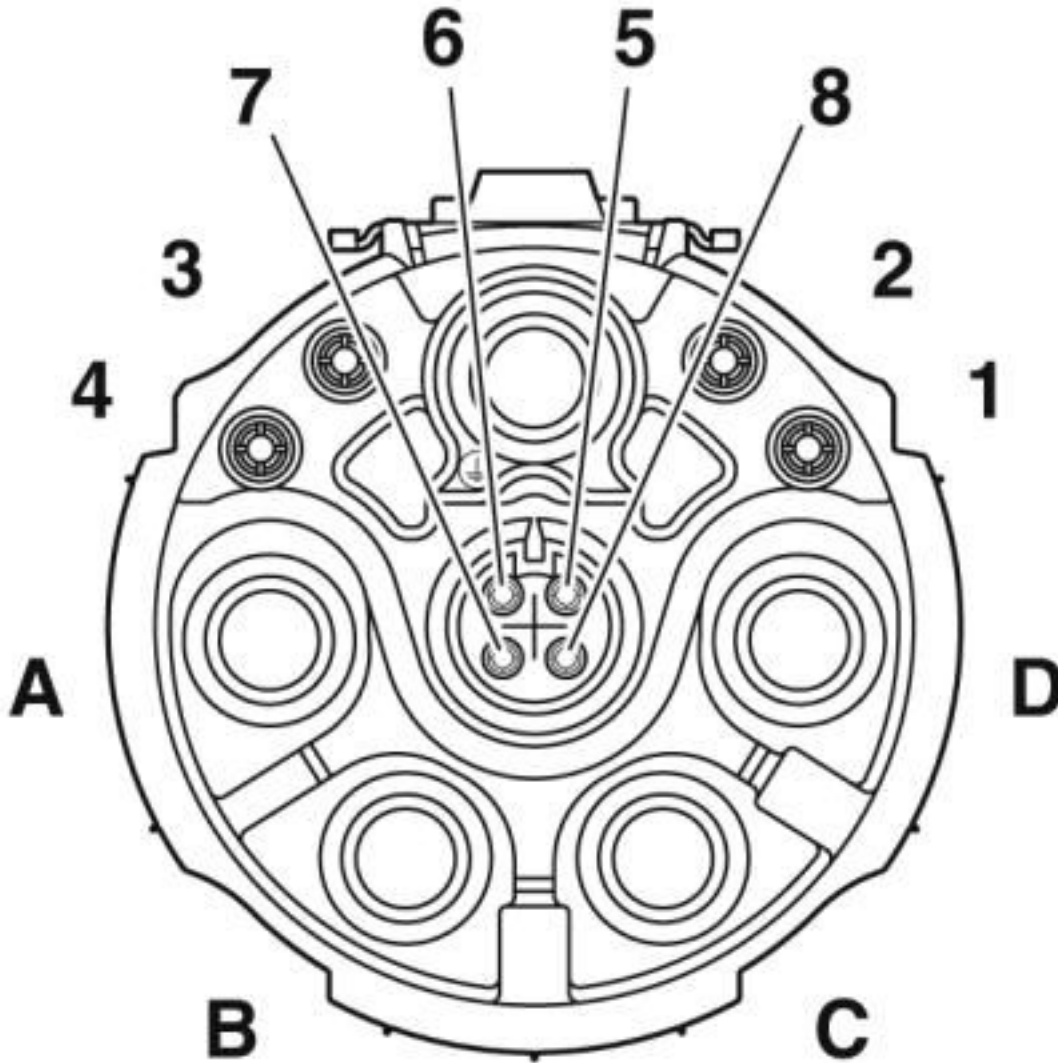
Dimensional drawing



Pin version: dimension A = 3.8 mm, socket version: dimension A = 0.15 mm

Coupler connector - SB-8ESSD8A9L34S - 1623706

Schematic diagram



Pin assignment of socket signal, DC coding

Classifications

eCl@ss

eCl@ss 10.0.1	27440102
eCl@ss 4.0	27260700
eCl@ss 4.1	27260700
eCl@ss 5.0	27260700
eCl@ss 5.1	27260700

Coupler connector - SB-8ESSD8A9L34S - 1623706

Classifications

eCl@ss

eCl@ss 6.0	27260700
eCl@ss 7.0	27440102
eCl@ss 8.0	27440102
eCl@ss 9.0	27440102

Approvals

Approvals

Approvals

EAC

Ex Approvals

Approval details

EAC		B.01687
-----	--	---------

Accessories

Accessories

Crimp contact

Crimp contact - ST-10KS010 - 1618239



Crimp contact, turned, Single contact, contact diameter: 1 mm, crimp range: 0.06 mm² ... 0.25 mm²

Coupler connector - SB-8ESSD8A9L34S - 1623706

Accessories

Crimp contact - ST-10KS035 - 1618464



Crimp contact, turned, contact diameter: 1 mm, crimp range: 0.25 mm² ... 1 mm²

Crimp contact - SB-10KS001 - 1623603



Crimp contact, turned, contact diameter: 1 mm, crimp range: 0.06 mm² ... 0.25 mm²

Crimp contact - SB-10KS002 - 1623604



Crimp contact, turned, contact diameter: 1 mm, crimp range: 0.34 mm² ... 0.5 mm²

Crimp contact - SB-10KS003 - 1623605



Crimp contact, turned, contact diameter: 1 mm, crimp range: 0.5 mm² ... 1 mm²

Crimp contact - SB-10KS004 - 1623606



Crimp contact, turned, contact diameter: 1 mm, crimp range: 1 mm² ... 1.5 mm²

Coupler connector - SB-8ESSD8A9L34S - 1623706

Accessories

Crimp contact - SB-36KS002 - 1623378



Crimp contact, turned, contact diameter: 3.6 mm, crimp range: 2.5 mm² ... 4 mm²

Crimp contact - SB-36KS003 - 1623379



Crimp contact, turned, Single contact, contact diameter: 3.6 mm, crimp range: 4 mm² ... 6 mm²

Crimp contact - SB-36KS004 - 1623380



Crimp contact, turned, Single contact, contact diameter: 3.6 mm, crimp range: 10 mm² ... 10 mm²

Crimp contact - SB-36KS005 - 1623381



Crimp contact, turned, Single contact, contact diameter: 3.6 mm, crimp range: 16 mm² ... 16 mm²

Mounting material

Protective cap - SM-Z0001 - 1605866



Plastic protection cap for connectors with M40 external thread

Coupler connector - SB-8ESSD8A9L34S - 1623706

Accessories

Color-coding - SM-Z0025 - 1620558



Color-coding, color: green

Color-coding - SM-Z0026 - 1620559



Color-coding, color: orange

Color-coding - SM-Z0027 - 1620560



Color-coding, color: black

Protective cover

Metal protective cap - SB-Z0001 - 1623827



Metal protection cap for M40 connectors with external thread
