

Coupler connector - CA-07S1N129007 - 1620115

Please be informed that the data shown in this PDF Document is generated from our Online Catalog. Please find the complete data in the user's documentation. Our General Terms of Use for Downloads are valid (<http://phoenixcontact.com/download>)



Coupling connector, CA, straight, shielded: yes, for standard and SPEEDCON interlock, M23, No. of pos.: 7, type of contact: Socket, Solder connection, cable diameter range: 6 mm ... 10 mm

The figure shows the 6-pos. product version

Your advantages

- ✓ Safe use in the field, thanks to high degree of protection
- ✓ Connector for flexible on-site assembly
- ✓ Consistent EMC protection for reliable transmission of signals
- ✓ Solder connection: proven connection technology for various litz wires

Key Commercial Data

Packing unit	1 pc
GTIN	
GTIN	4046356819299
Custom tariff number	85366990
Country of origin	Germany

Technical data

Temperature range

Ambient temperature (operation)	-40 °C ... 125 °C
---------------------------------	-------------------

Data of the insulating body

Coding	N
Insulator material	PBT
Contact material	CuZn

Coupler connector - CA-07S1N129007 - 1620115

Technical data

Data of the insulating body

Contact surface material	Ni/Au
Insertion/withdrawal cycles mechanical	100
Contact connection method	Solder connection
Type of contacts	Socket
Application	Signal
Number of positions	7
Direction of rotation	Standard
Contact diameter of signal contacts	2 mm
Litz wire cross section of signal contacts max.	2.5 mm ²
Nominal current per signal contact	20 A
Rated voltage of signal contact	300 V
Rated surge voltage	2.5 kV
Overvoltage category	II
Degree of pollution	3

Housing data

Housing material	Turned parts: copper zinc alloy (CuZn), die-cast parts: zinc (GD-Zn)
Type of locking	for standard and SPEEDCON interlock
Degree of protection (when plugged in)	IP67
Thread type	M23

Cable seal data

Cable diameter	6 mm ... 10 mm
Sealing material	NBR

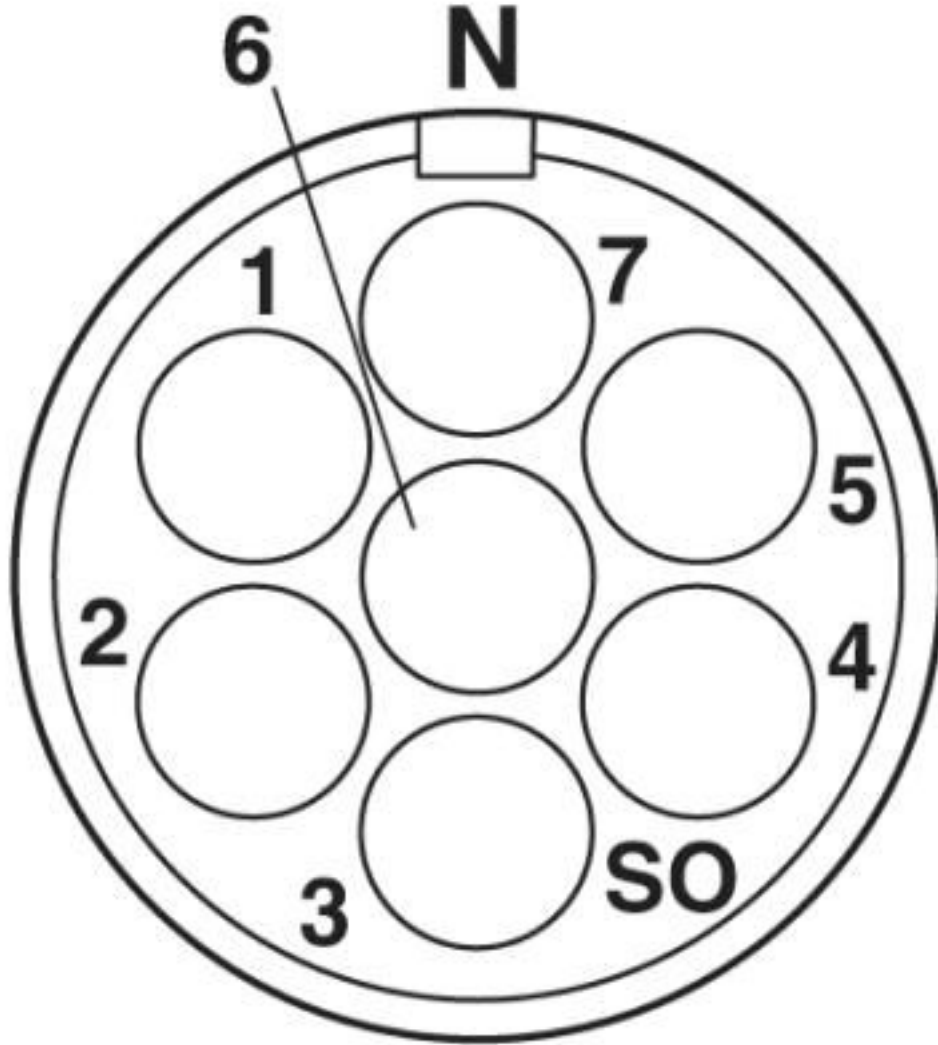
Environmental Product Compliance

REACH SVHC	Lead 7439-92-1
China RoHS	Environmentally Friendly Use Period = 50 years
	For details about hazardous substances go to tab "Downloads", Category "Manufacturer's declaration"

Drawings

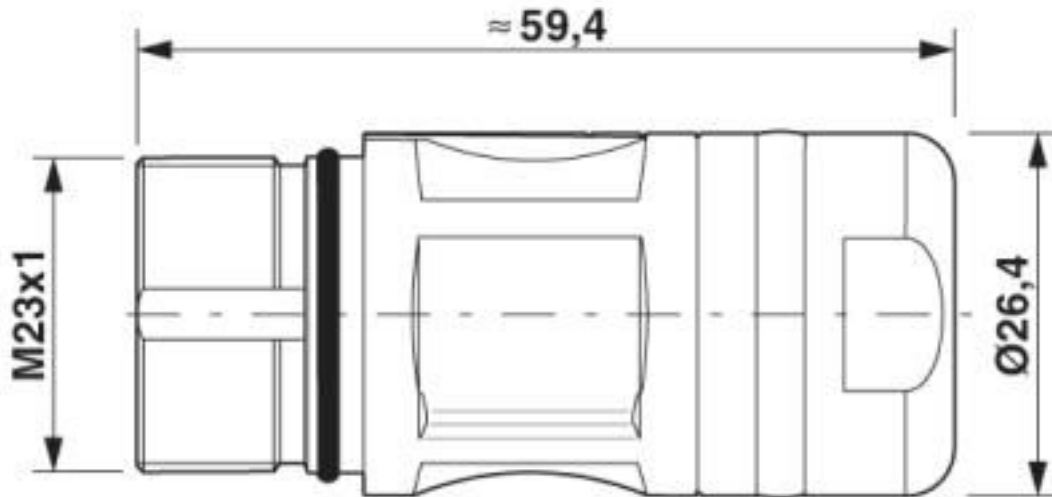
Coupler connector - CA-07S1N129007 - 1620115

Schematic diagram



Coupler connector - CA-07S1N129007 - 1620115

Dimensional drawing



Classifications

eCl@ss

eCl@ss 10.0.1	27440102
eCl@ss 4.0	27260700
eCl@ss 4.1	27260700
eCl@ss 5.0	27260700
eCl@ss 5.1	27260700
eCl@ss 6.0	27260700
eCl@ss 7.0	27440102
eCl@ss 8.0	27440102
eCl@ss 9.0	27440102

ETIM

ETIM 3.0	EC001121
ETIM 4.0	EC002635
ETIM 5.0	EC002635
ETIM 6.0	EC002061

UNSPSC

UNSPSC 6.01	43172015
UNSPSC 7.0901	43201404
UNSPSC 11	43172015
UNSPSC 12.01	43201404
UNSPSC 13.2	39121413

Coupler connector - CA-07S1N129007 - 1620115

Classifications

UNSPSC

UNSPSC 18.0	39121413
UNSPSC 19.0	39121413
UNSPSC 20.0	39121413
UNSPSC 21.0	39121413

Approvals


Approvals


Approvals


UL Recognized / cUL Recognized / EAC / cULus Recognized

Ex Approvals

Approval details

UL Recognized		http://database.ul.com/cgi-bin/XYV/template/LISEXT/1FRAME/index.htm	E335019-20141210
Nominal voltage UN	300 V		
Nominal current IN	20 A		
mm ² /AWG/kcmil	14		

cUL Recognized		http://database.ul.com/cgi-bin/XYV/template/LISEXT/1FRAME/index.htm	E335019-20141210
Nominal voltage UN	300 V		
Nominal current IN	10 A		
mm ² /AWG/kcmil	14		

EAC		B.01687
-----	---	---------

Coupler connector - CA-07S1N129007 - 1620115

Approvals

cULus Recognized



Accessories

Accessories

Mounting material

Color-coding - RF-Z0015 - 1620592



Color-coding, color: orange

Color-coding - RF-Z0016 - 1620593



Color-coding, color: black

Color-coding - RF-Z0014 - 1620588



Color-coding, color: green

Square mounting flange - RF-Z0003 - 1607905



Square mounting flange, Axial seal, 4xM3, flange dimensions: 35 mm x 35 mm

Protective cover

Coupler connector - CA-07S1N129007 - 1620115

Accessories

Protective cap - SF-Z0019 - 1607449



Plastic protection cap, with eye, IP40 for connectors with M23 external thread, RF, SF series

Protective cap - RC-Z2059 - 1604225



Plastic protection cap for connectors with M23 external thread

Plastic anti-static dust protection cap - RC-Z2469 - 1611797



Plastic protection cap, antistatic, for RF, SF, CA, RC series connectors, with M23 external thread
