

## Coupler connector - CA-12P1N129007 - 1620074

Please be informed that the data shown in this PDF Document is generated from our Online Catalog. Please find the complete data in the user's documentation. Our General Terms of Use for Downloads are valid (<http://phoenixcontact.com/download>)




Coupling connector, CA, straight, shielded: yes, for standard and SPEEDCON interlock, M23, No. of pos.: 12, type of contact: Pin, Solder connection, cable diameter range: 6 mm ... 10 mm

### Your advantages

- ✓ Safe use in the field, thanks to high degree of protection
- ✓ Connector for flexible on-site assembly
- ✓ Consistent EMC protection for reliable transmission of signals
- ✓ Solder connection: proven connection technology for various litz wires

### Key Commercial Data

Packing unit	1 pc
GTIN	 4 046356 819381
GTIN	4046356819381
Weight per Piece (excluding packing)	100.000 g
Custom tariff number	85366990
Country of origin	Germany

### Technical data

#### Temperature range

Ambient temperature (operation)	-40 °C ... 125 °C
---------------------------------	-------------------

#### Data of the insulating body

Coding	N
Insulator material	PBT
Contact material	CuZn

## Coupler connector - CA-12P1N129007 - 1620074

### Technical data

#### Data of the insulating body

Contact surface material	Ni/Au
Insertion/withdrawal cycles mechanical	100
Contact connection method	Solder connection
Type of contacts	Pin
Application	Signal
Number of positions	12
Direction of rotation	Standard
Contact diameter of signal contacts	1 mm
Litz wire cross section of signal contacts max.	1 mm <sup>2</sup>
Nominal current per signal contact	8 A
Rated voltage of signal contact	150 V
Rated surge voltage	1.5 kV
Overvoltage category	II
Degree of pollution	3

#### Housing data

Housing material	Turned parts: copper zinc alloy (CuZn), die-cast parts: zinc (GD-Zn)
Type of locking	for standard and SPEEDCON interlock
Degree of protection (when plugged in)	IP67
Thread type	M23

#### Cable seal data

Cable diameter	6 mm ... 10 mm
Sealing material	NBR

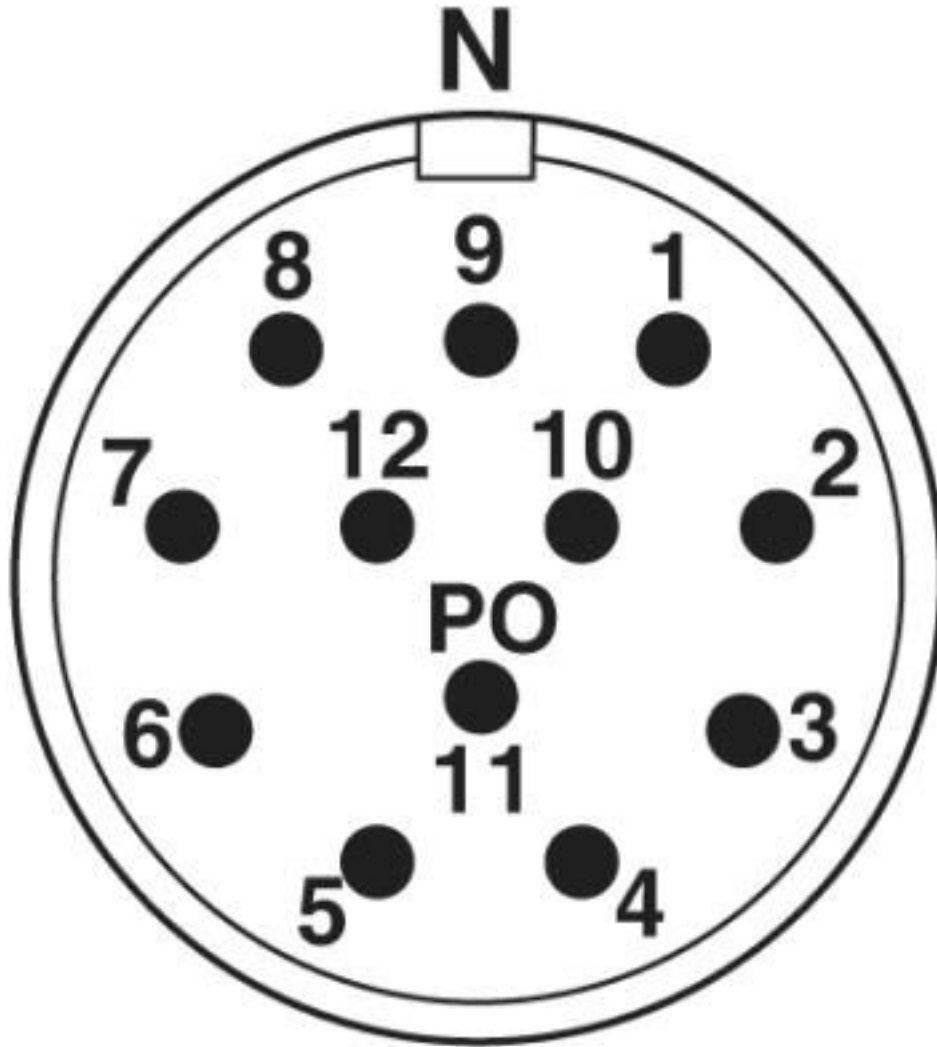
#### Environmental Product Compliance

REACH SVHC	Lead 7439-92-1
China RoHS	Environmentally Friendly Use Period = 50 years
	For details about hazardous substances go to tab "Downloads", Category "Manufacturer's declaration"

### Drawings

# Coupler connector - CA-12P1N129007 - 1620074

Schematic diagram



## Coupler connector - CA-12P1N129007 - 1620074

Dimensional drawing



### Classifications

#### eCl@ss

eCl@ss 10.0.1	27440102
eCl@ss 4.0	27260700
eCl@ss 4.1	27260700
eCl@ss 5.0	27260700
eCl@ss 5.1	27260700
eCl@ss 6.0	27260700
eCl@ss 7.0	27440102
eCl@ss 8.0	27440102
eCl@ss 9.0	27440102

#### ETIM

ETIM 3.0	EC001121
ETIM 4.0	EC002635
ETIM 5.0	EC002635
ETIM 6.0	EC002061

#### UNSPSC

UNSPSC 6.01	43172015
UNSPSC 7.0901	43201404
UNSPSC 11	43172015
UNSPSC 12.01	43201404
UNSPSC 13.2	39121413

# Coupler connector - CA-12P1N129007 - 1620074

## Classifications

### UNSPSC

UNSPSC 18.0	39121413
UNSPSC 19.0	39121413
UNSPSC 20.0	39121413
UNSPSC 21.0	39121413

## Approvals


### Approvals


#### Approvals

UL Recognized / cUL Recognized / EAC / cULus Recognized

#### Ex Approvals

### Approval details

UL Recognized		<a href="http://database.ul.com/cgi-bin/XYV/template/LISEXT/1FRAME/index.htm">http://database.ul.com/cgi-bin/XYV/template/LISEXT/1FRAME/index.htm</a>	E335019-20141210
Nominal voltage UN	150 V		
Nominal current IN	8 A		
mm <sup>2</sup> /AWG/kcmil	18		

cUL Recognized		<a href="http://database.ul.com/cgi-bin/XYV/template/LISEXT/1FRAME/index.htm">http://database.ul.com/cgi-bin/XYV/template/LISEXT/1FRAME/index.htm</a>	E335019-20141210
Nominal voltage UN	150 V		
Nominal current IN	6 A		
mm <sup>2</sup> /AWG/kcmil	18		

EAC		B.01687
-----	---	---------

## Coupler connector - CA-12P1N129007 - 1620074

### Approvals

cULus Recognized



### Accessories

#### Accessories

#### Mounting material

Color-coding - RF-Z0014 - 1620588



Color-coding, color: green

Color-coding - RF-Z0015 - 1620592



Color-coding, color: orange

Color-coding - RF-Z0016 - 1620593



Color-coding, color: black

Square mounting flange - RF-Z0003 - 1607905



Square mounting flange, Axial seal, 4xM3, flange dimensions: 35 mm x 35 mm

### Protective cover

## Coupler connector - CA-12P1N129007 - 1620074

### Accessories

Protective cap - SF-Z0019 - 1607449



Plastic protection cap, with eye, IP40 for connectors with M23 external thread, RF, SF series

---

Protective cap - RC-Z2059 - 1604225



Plastic protection cap for connectors with M23 external thread

---

Plastic anti-static dust protection cap - RC-Z2469 - 1611797



Plastic protection cap, antistatic, for RF, SF, CA, RC series connectors, with M23 external thread

---

---