

Coupler connector - CA-09S1N129008 - 1620036

Please be informed that the data shown in this PDF Document is generated from our Online Catalog. Please find the complete data in the user's documentation. Our General Terms of Use for Downloads are valid (<http://phoenixcontact.com/download>)




Coupling connector, CA, straight, shielded: yes, for standard and SPEEDCON interlock, M23, No. of pos.: 8+1, type of contact: Socket, Solder connection, cable diameter range: 10 mm ... 14.5 mm

The figure shows the 6-pos. product version

Your advantages

- ✓ Safe use in the field, thanks to high degree of protection
- ✓ Connector for flexible on-site assembly
- ✓ Consistent EMC protection for reliable transmission of signals
- ✓ Solder connection: proven connection technology for various litz wires

Key Commercial Data

| | |
|--------------------------------------|---|
| Packing unit | 1 pc |
| GTIN |  4 046356 819596 |
| GTIN | 4046356819596 |
| Weight per Piece (excluding packing) | 100.000 g |
| Custom tariff number | 85366990 |
| Country of origin | Germany |

Technical data

Temperature range

| | |
|---------------------------------|-------------------|
| Ambient temperature (operation) | -40 °C ... 125 °C |
|---------------------------------|-------------------|

Data of the insulating body

| | |
|--------------------|-----|
| Coding | N |
| Insulator material | PBT |

Coupler connector - CA-09S1N129008 - 1620036

Technical data

Data of the insulating body

| | |
|---|---------------------|
| Contact material | CuZn |
| Contact surface material | Ni/Au |
| Insertion/withdrawal cycles mechanical | 100 |
| Contact connection method | Solder connection |
| Type of contacts | Socket |
| Application | Signal |
| Number of positions | 9 |
| Direction of rotation | Standard |
| Contact diameter of power contacts | 2 mm |
| Litz wire cross section of power contacts max. | 2.5 mm ² |
| Rated current for power contacts | 20 A |
| Rated voltage of power contact | 300 V |
| Rated surge voltage | 2.5 kV |
| Overvoltage category | II |
| Degree of pollution | 3 |
| Contact diameter of signal contacts | 1 mm |
| Litz wire cross section of signal contacts max. | 1 mm ² |
| Nominal current per signal contact | 8 A |
| Rated voltage of signal contact | 300 V |
| Overvoltage category | II |
| Degree of pollution | 3 |

Housing data

| | |
|--|--|
| Housing material | Turned parts: copper zinc alloy (CuZn), die-cast parts: zinc (GD-Zn) |
| Type of locking | for standard and SPEEDCON interlock |
| Degree of protection (when plugged in) | IP67 |
| Thread type | M23 |

Cable seal data

| | |
|------------------|-------------------|
| Cable diameter | 10 mm ... 14.5 mm |
| Sealing material | NBR |

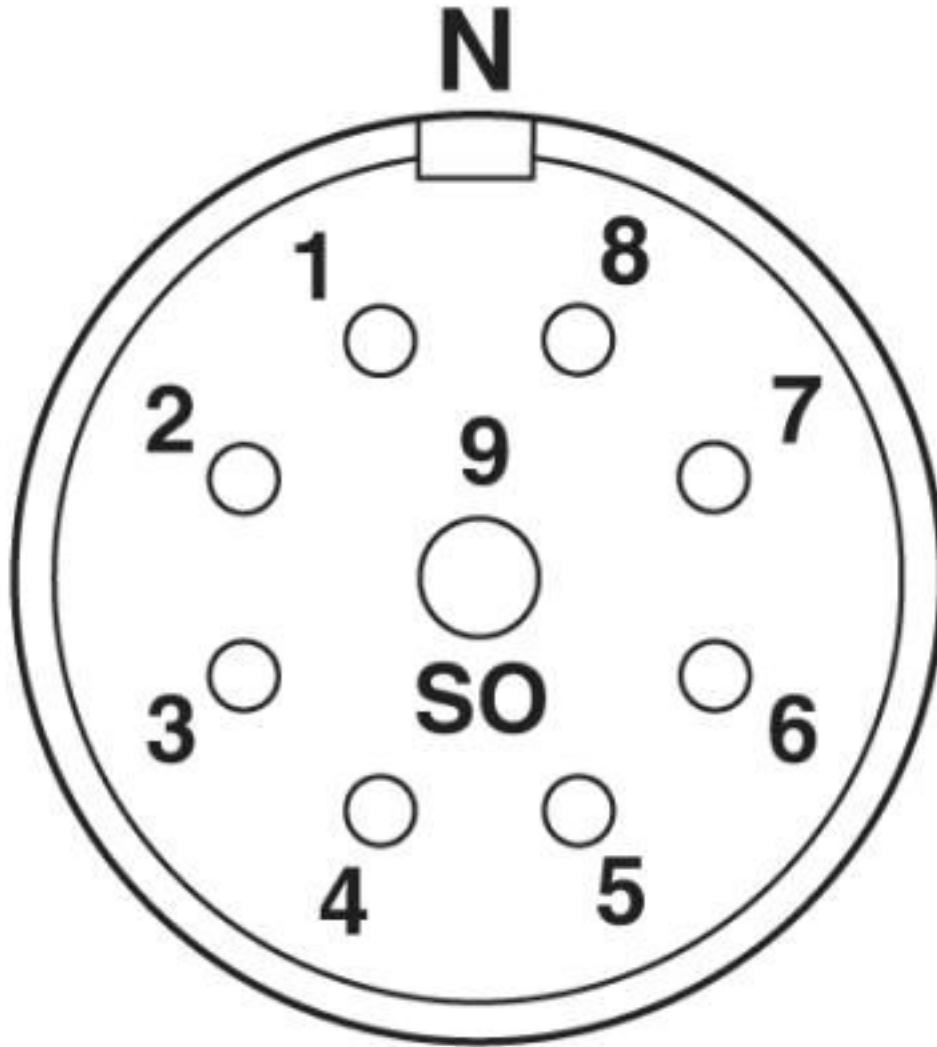
Environmental Product Compliance

| | |
|------------|---|
| REACH SVHC | Lead 7439-92-1 |
| China RoHS | Environmentally Friendly Use Period = 50 years |
| | For details about hazardous substances go to tab "Downloads", Category "Manufacturer's declaration" |

Drawings

Coupler connector - CA-09S1N129008 - 1620036

Schematic diagram



Coupler connector - CA-09S1N129008 - 1620036

Dimensional drawing



Classifications

eCl@ss

| | |
|---------------|----------|
| eCl@ss 10.0.1 | 27440102 |
| eCl@ss 4.0 | 27260700 |
| eCl@ss 4.1 | 27260700 |
| eCl@ss 5.0 | 27260700 |
| eCl@ss 5.1 | 27260700 |
| eCl@ss 6.0 | 27260700 |
| eCl@ss 7.0 | 27440102 |
| eCl@ss 8.0 | 27440102 |
| eCl@ss 9.0 | 27440102 |

ETIM

| | |
|----------|----------|
| ETIM 3.0 | EC001121 |
| ETIM 4.0 | EC002635 |
| ETIM 5.0 | EC002635 |
| ETIM 6.0 | EC002061 |

UNSPSC

| | |
|---------------|----------|
| UNSPSC 6.01 | 43172015 |
| UNSPSC 7.0901 | 43201404 |
| UNSPSC 11 | 43172015 |
| UNSPSC 12.01 | 43201404 |
| UNSPSC 13.2 | 39121413 |

Coupler connector - CA-09S1N129008 - 1620036

Classifications

UNSPSC

| | |
|-------------|----------|
| UNSPSC 18.0 | 39121413 |
| UNSPSC 19.0 | 39121413 |
| UNSPSC 20.0 | 39121413 |
| UNSPSC 21.0 | 39121413 |

Approvals


Approvals


Approvals

UL Recognized / cUL Recognized / EAC / cULus Recognized

Ex Approvals

Approval details

| | | | |
|----------------------------|---|---|------------------|
| UL Recognized |  | http://database.ul.com/cgi-bin/XYV/template/LISEXT/1FRAME/index.htm | E335019-20141210 |
| Nominal voltage UN | | 300 V | |
| Nominal current IN | | 8 A | |
| mm ² /AWG/kcmil | | 18 | |

| | | | |
|----------------------------|---|---|------------------|
| cUL Recognized |  | http://database.ul.com/cgi-bin/XYV/template/LISEXT/1FRAME/index.htm | E335019-20141210 |
| Nominal voltage UN | | 300 V | |
| Nominal current IN | | 6 A | |
| mm ² /AWG/kcmil | | 18 | |

| | | |
|-----|---|---------|
| EAC |  | B.01687 |
|-----|---|---------|

Coupler connector - CA-09S1N129008 - 1620036

Approvals

cULus Recognized



Accessories

Accessories

Mounting material

Color-coding - RF-Z0014 - 1620588



Color-coding, color: green

Color-coding - RF-Z0015 - 1620592



Color-coding, color: orange

Color-coding - RF-Z0016 - 1620593



Color-coding, color: black

Square mounting flange - RF-Z0003 - 1607905



Square mounting flange, Axial seal, 4xM3, flange dimensions: 35 mm x 35 mm

Protective cover

Coupler connector - CA-09S1N129008 - 1620036

Accessories

Protective cap - SF-Z0019 - 1607449



Plastic protection cap, with eye, IP40 for connectors with M23 external thread, RF, SF series

Protective cap - RC-Z2059 - 1604225



Plastic protection cap for connectors with M23 external thread

Plastic anti-static dust protection cap - RC-Z2469 - 1611797



Plastic protection cap, antistatic, for RF, SF, CA, RC series connectors, with M23 external thread
