

## EMC housing - HC-B 10-TMB-100/O1STM25S-EMV - 1604308


Please be informed that the data shown in this PDF Document is generated from our Online Catalog. Please find the complete data in the user's documentation. Our General Terms of Use for Downloads are valid (<http://phoenixcontact.com/download>)



HEAVYCON ADVANCE EMV sleeve housing B10, with bayonet locking, height 100 mm, with 1xM25 thread, lateral cable outlet

RoHS

### Key Commercial Data

Packing unit	1 pc
Minimum order quantity	10 pc
GTIN	 4 017918 947989
GTIN	4017918947989
Weight per Piece (excluding packing)	345.500 g
Custom tariff number	85389099
Country of origin	Germany

### Technical data

#### Dimensions

Height	100 mm
Width	57 mm
Length	105 mm
Length of the assembly cutout	65 mm
Width of the assembly cutout	35 mm

#### Ambient conditions

Degree of protection of housing (IP)	IP65
	IP67
Ambient temperature (operation)	-40 °C ... 125 °C

## EMC housing - HC-B 10-TMB-100/O1STM25S-EMV - 1604308

### Technical data

#### General

Note	For contact inserts HC-B10, BB18, DD42, M, K8/24
Size	B10
Housing type	Sleeve housing
Color	gray
Locking type	Bayonet locking
No. of cable outlets	1
Cable outlet	lateral
Screw connection	none
Type of the screw connection	1x M25
Housing material	Aluminum die-cast
Housing surface material	Powder coating
Seal material	NBR, conductive
Material grip body interlock	PA-GF
Assembly instructions	In order to guarantee that the ground conductor contact functions even when plugged in at an angle, the two panel mounting flanges must have sufficient electrical contact with the metal mounting panel.
Connection	If insulating powder coating is present on the control cabinet panel, it should be removed from the profile gasket area in order to ensure optimum shielding.

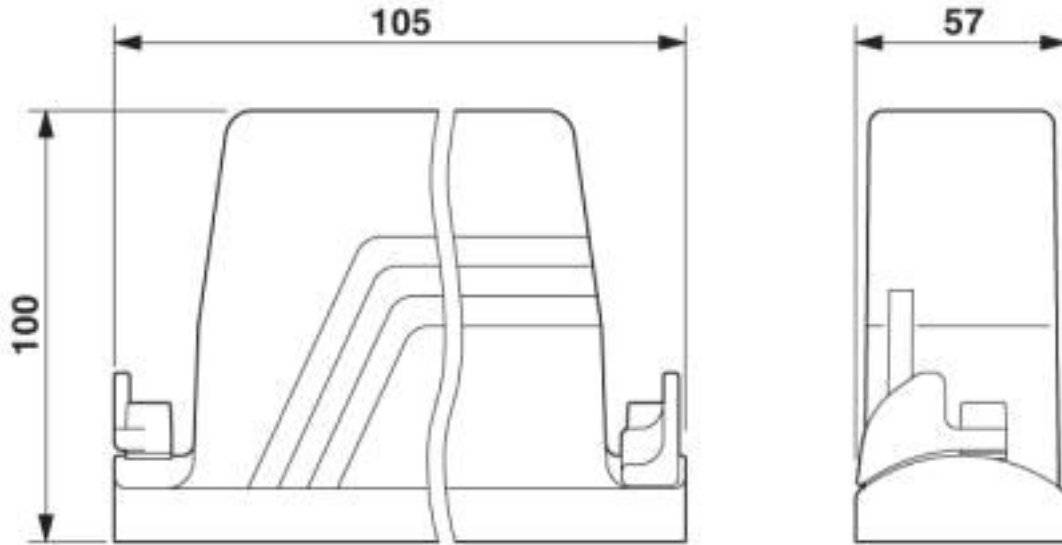
#### Environmental Product Compliance

China RoHS	Environmentally friendly use period: unlimited = EFUP-e
	No hazardous substances above threshold values

### Drawings

# EMC housing - HC-B 10-TMB-100/O1STM25S-EMV - 1604308

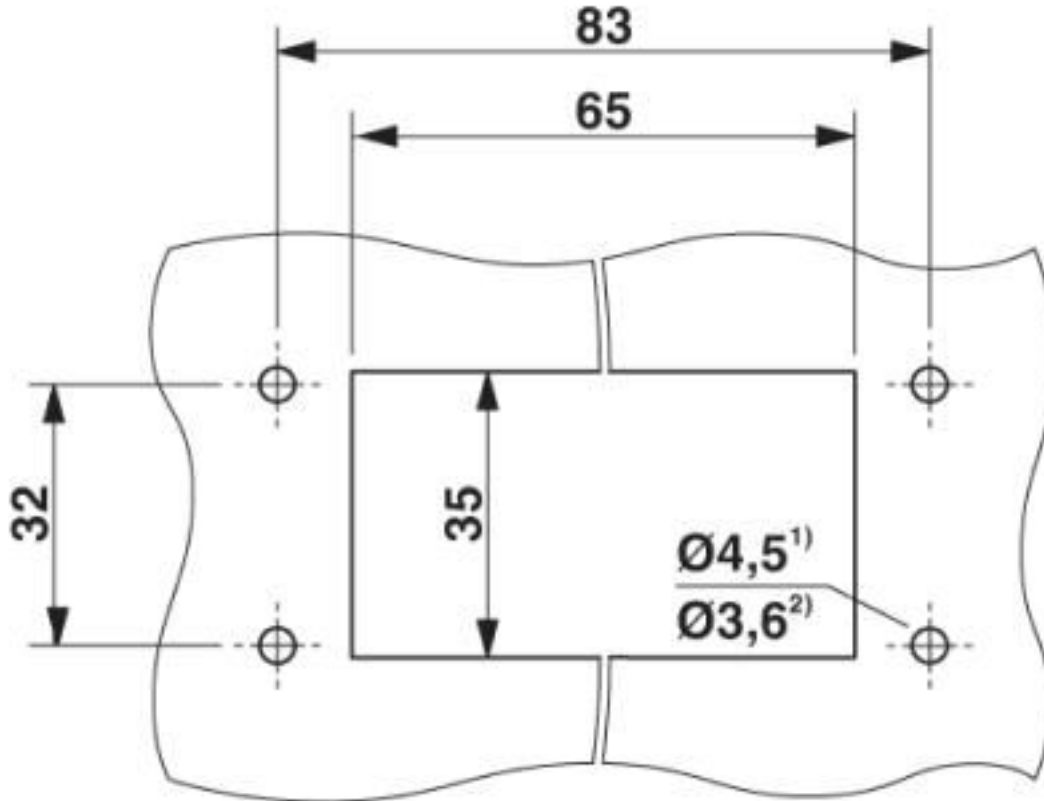
Dimensional drawing



Dimensional drawing

# EMC housing - HC-B 10-TMB-100/O1STM25S-EMV - 1604308

Dimensional drawing



Mounting cutout

1) when M4 screws are used

2) when self-tapping Torx® screws are used (Torx® 20, M4)

## Classifications

eCl@ss

eCl@ss 10.0.1	27440202
eCl@ss 4.0	27140800
eCl@ss 4.1	27140800
eCl@ss 5.0	27143400
eCl@ss 5.1	27261200
eCl@ss 6.0	27261200
eCl@ss 7.0	27440202
eCl@ss 8.0	27440202
eCl@ss 9.0	27440202

# EMC housing - HC-B 10-TMB-100/O1STM25S-EMV - 1604308

## Classifications

### ETIM

ETIM 2.0	EC000437
ETIM 3.0	EC000437
ETIM 4.0	EC000437
ETIM 5.0	EC000437
ETIM 6.0	EC000437
ETIM 7.0	EC000437

### UNSPSC

UNSPSC 6.01	31261502
UNSPSC 7.0901	31261502
UNSPSC 11	31261502
UNSPSC 12.01	31261502
UNSPSC 13.2	31261501
UNSPSC 18.0	31261501
UNSPSC 19.0	31261501
UNSPSC 20.0	31261501
UNSPSC 21.0	31261501

## Approvals

### Approvals

Approvals

EAC / EAC

Ex Approvals

### Approval details

EAC		RU C- DE.AI30.B.01102
-----	--	--------------------------

EAC		RU C- DE.AI30.B.01102
-----	--	--------------------------

## EMC housing - HC-B 10-TMB-100/O1STM25S-EMV - 1604308

### Accessories

#### Accessories

#### Extension adapter

Extension adapter - ENLAR-M-KV-M25/M32 - 1647679



Step-up adapter, M25 to M32, including O-ring

---

#### Full screw connection

Cable gland - G-INS-M25-M68N-PNES-GY - 1411126



Cable gland, cable gland material: PA, external cable diameter 11 mm ... 17 mm, shielding: no, connecting thread: M25 x 1.5, color: silver-gray RAL 7001

---

Cable gland - G-INS-M25-M68N-PNES-BK - 1411134



Cable gland, cable gland material: PA, external cable diameter 11 mm ... 17 mm, shielding: no, connecting thread: M25 x 1.5, color: jet black RAL 9005

---

Cable gland - G-INS-M25-M68N-NNES-S - 1411165



Cable gland, cable gland material: Nickel-plated brass, external cable diameter 11 mm ... 17 mm, shielding: no, connecting thread: M25 x 1.5, color: silver, with O-ring

---

## EMC housing - HC-B 10-TMB-100/O1STM25S-EMV - 1604308

### Accessories

Cable gland - HC-M-KV-M25(14-21) - 1646007



Metal screw connection up to 5 bar, thread length: 7 mm, cable diameter: 14 - 21 mm, WAF 34, screw connection: M25

---

Cable gland - G-INSEC-M25-S68N-NCRS-S - 1411190



Cable gland, cable gland material: Nickel-plated brass, external cable diameter 11 mm ... 16 mm, shielding: yes, connecting thread: M25 x 1.5, color: silver, with O-ring

---

Cable gland - G-INESR-M25-M68N-NEPDS-S - 1415193



Cable gland, cable gland material: Nickel-plated brass, external cable diameter 9 mm ... 17 mm, shielding: no, connecting thread: M25 x 1.5, color: silver, with external strain relief, with O-ring

---

Cable gland - HC-M-KV-T-M25 - 1646191



Metal screw connection with cable bend protection and strain relief, thread length: 7 mm, cable sealing area: 10 - 19 mm, clamping area: 14 - 21 mm, SW 30, screw connection: M25

---

### Panel mounting flange

Mounting flange - HC-B-BF - 1604641



Panel mounting flange for HEAVYCON ADVANCE TMB housing with bayonet locking

---

## EMC housing - HC-B 10-TMB-100/O1STM25S-EMV - 1604308

### Accessories

Mounting flange - HC-B-BF-SET - 1604654



Bayonet mounting flange set, consisting of 2 mounting flanges with 4 self-tapping Torx® head screws and 4 fan-type spacers

---

### Plug for cable screw gland

Screw plug - HC-M-BS-M25 - 1645859



Screw plug, cable gland material: Nickel-plated brass, connecting thread: M25 x 1.5, color: silver

---

### Protective cover

Protective covers - HC-B 10-TMB-SD-IP65 - 1690943



HEAVYCON ADVANCE IP65 protective cover B10, with bayonet locking, with retaining cord, diameter of retaining cord eyelet 3 mm

---

### Reducing adapter

Reducing adapter - REDUC-M-KV-M25/M20 - 1647624



Reducing adapter, material: Brass, nickel-plated, connecting thread: M25 x 1.5, color: silver, with O-ring