

## Contact insert - HC-A03-I-UT-F - 1585223

Please be informed that the data shown in this PDF Document is generated from our Online Catalog. Please find the complete data in the user's documentation. Our General Terms of Use for Downloads are valid (<http://phoenixcontact.com/download>)




Contact insert, number of positions: 3+PE, size: D7, number of connections per position: 1, Socket, Screw connection, 230 V/400 V, 16 A, 0.5 mm<sup>2</sup> ... 2.5 mm<sup>2</sup>

### Product Description

Contact insert  
without wire protection, with IP65 sealing screw



### Key Commercial Data

Packing unit	1 pc
GTIN	 4 046356 284950
GTIN	4046356284950
Weight per Piece (excluding packing)	20.000 g
Custom tariff number	85366990
Country of origin	China

### Technical data

#### General

Note	for housing HC-D7
	Connectors may be operated only when there is no load/voltage.
Connection method	Screw connection
Tightening torque	0.25 Nm ... 0.5 Nm
Screwdriver blade	0.4 x 2.5 mm
Number of connections per position	1
Degree of pollution	3
Overvoltage category	III

# Contact insert - HC-A03-I-UT-F - 1585223

## Technical data

### General

Number of positions	3+PE
Insertion/withdrawal cycles	≥ 500
Size	D7
Contact numbering	1 - 3
Conductor cross section	0.5 mm <sup>2</sup> ... 2.5 mm <sup>2</sup>
Connection cross section AWG	20 ... 14
Stripping length of the individual wire	5 mm
Assembly instructions	To ensure correct use, installation in housing with IP54 protection or better is required
Connection	Already includes one IP65 sealing screw

### Ambient conditions

Ambient temperature (operation)	-40 °C ... 125 °C (including heating up of contacts)
---------------------------------	--

### Material data

Contact material	Copper alloy
Contact surface material	Ag
Contact carrier material	PC
Standards/regulations	PC: Fire protection in rail vehicles - requirement sets R22, R23, and R24 acc. to DIN EN 45545-2 (Risk level HL1 - HL3)

### Electrical characteristics

Rated voltage for power contacts	230/400 V
Rated voltage (III/3)	230 V (Conductor-PE)
	400 V (Conductor-Conductor)
Rated voltage (III/2)	415 V (Conductor-PE)
	690 V (Conductor-Conductor)
Rated surge voltage	4 kV
	4 kV
Rated current	16 A

### Standards and Regulations

Flammability rating according to UL 94	V0
--	----

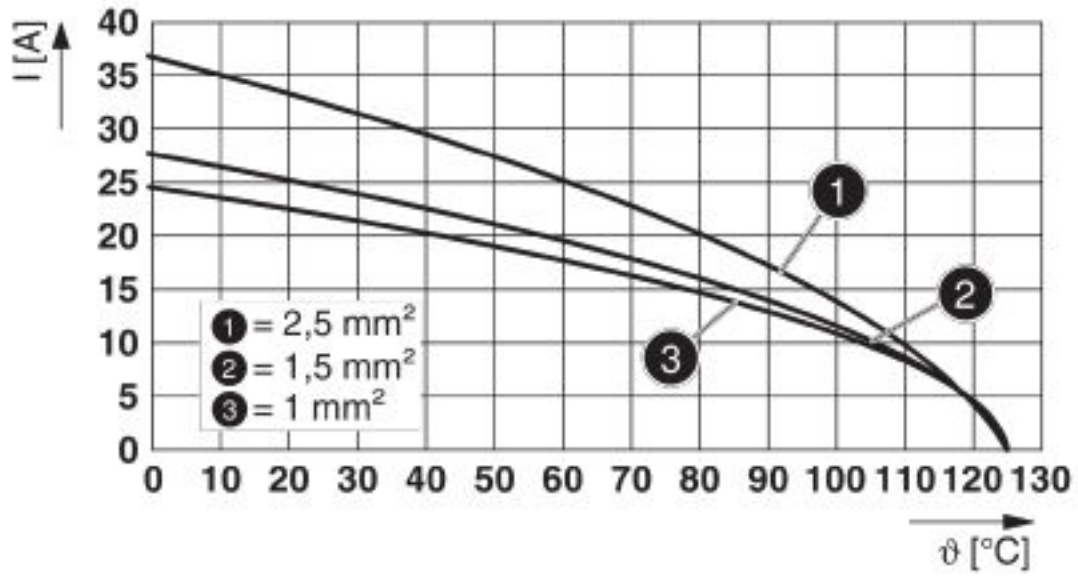
### Environmental Product Compliance

REACH SVHC	Lead 7439-92-1
China RoHS	Environmentally Friendly Use Period = 50 years
	For details about hazardous substances go to tab "Downloads", Category "Manufacturer's declaration"

## Drawings

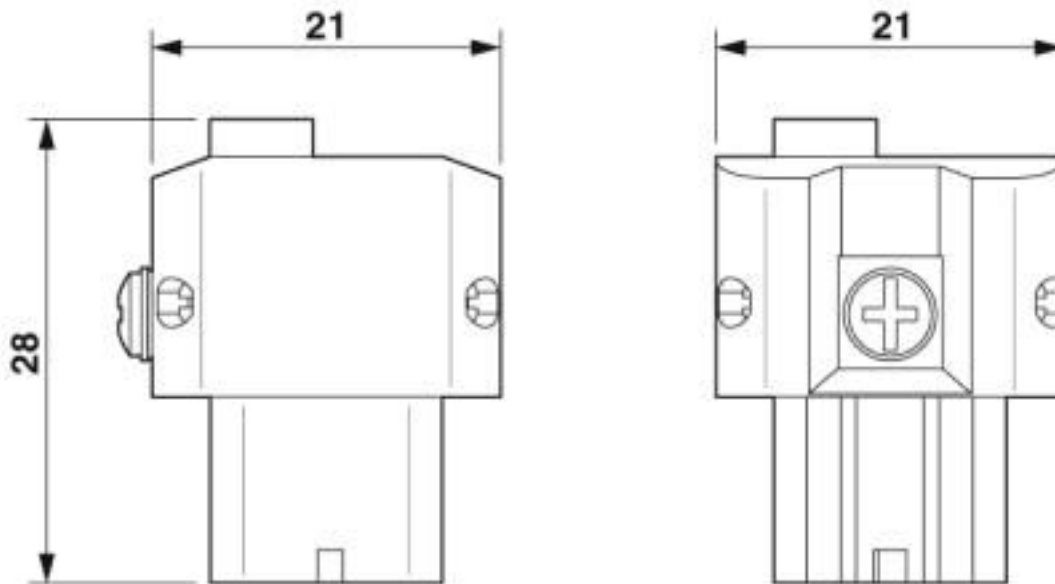
# Contact insert - HC-A03-I-UT-F - 1585223

Diagram



Derating diagram

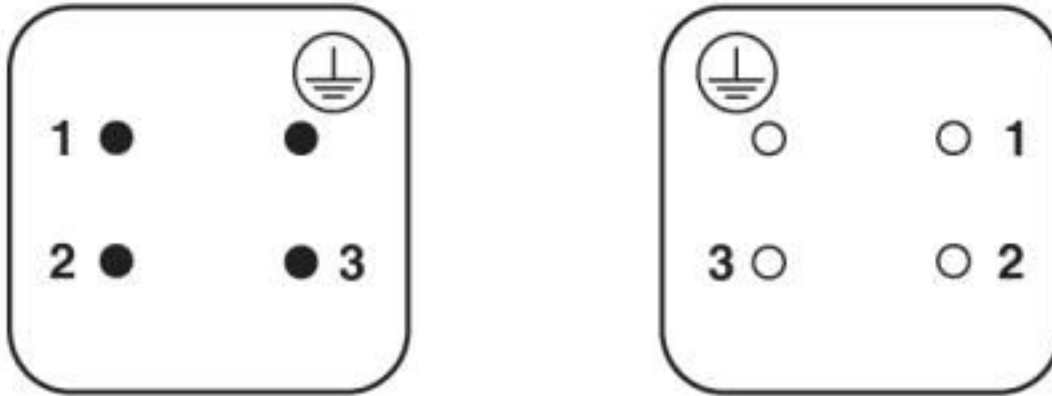
Dimensional drawing



Female insert

# Contact insert - HC-A03-I-UT-F - 1585223

Schematic diagram



Connector pin assignment connection side: Left pin; right socket

## Classifications

### eCl@ss

eCl@ss 10.0.1	27440205
eCl@ss 4.0	27140800
eCl@ss 4.1	27140800
eCl@ss 5.0	27143400
eCl@ss 5.1	27261200
eCl@ss 6.0	27261200
eCl@ss 7.0	27440205
eCl@ss 8.0	27440205
eCl@ss 9.0	27440205

### ETIM

ETIM 4.0	EC000438
ETIM 5.0	EC000438
ETIM 6.0	EC000438
ETIM 7.0	EC000438

### UNSPSC

UNSPSC 6.01	30211923
UNSPSC 7.0901	39121522
UNSPSC 11	39121522
UNSPSC 12.01	39121522
UNSPSC 13.2	39121522
UNSPSC 18.0	39121522

# Contact insert - HC-A03-I-UT-F - 1585223

## Classifications

### UNSPSC

UNSPSC 19.0	39121522
UNSPSC 20.0	39121522
UNSPSC 21.0	39121522

## Approvals


### Approvals

#### Approvals


CSA / EAC / EAC / UL Recognized / DNV GL


#### Ex Approvals

### Approval details

CSA		<a href="http://www.csagroup.org/services-industries/product-listing/">http://www.csagroup.org/services-industries/product-listing/</a>	13631
Nominal voltage UN		600 V	
Nominal current IN		18 A	
mm <sup>2</sup> /AWG/kcmil		14	

EAC			RU C- DE.AI30.B.01102
-----	---	--	--------------------------

EAC			RU C- DE.BL08.B.00511
-----	---	--	--------------------------

UL Recognized		<a href="http://database.ul.com/cgi-bin/XYV/template/LISEXT/1FRAME/index.htm">http://database.ul.com/cgi-bin/XYV/template/LISEXT/1FRAME/index.htm</a>	E118976
Nominal voltage UN		600 V	
Nominal current IN		24 A	

## Contact insert - HC-A03-I-UT-F - 1585223

### Approvals

mm <sup>2</sup> /AWG/kcmil	14
----------------------------	----

DNV GL		<a href="https://approvalfinder.dnvgl.com/">https://approvalfinder.dnvgl.com/</a>	TAE000037S
--------	---	---	------------

### Accessories

#### Accessories

#### Coding element

Coding profile - HC-MOD-K-CP - 1408562

Coding profile for HC-MOD-K... housing



### Mounting material

Sealing screw - HC-D 7-DS-IP65 - 1686229



Sealing screw, size: Countersunk head, IP67, replacement part for D7 size HEAVYCON housing

### Additional products

Contact insert - HC-A03-I-UT-M - 1585210



Contact insert, number of positions: 3+PE, size: D7, number of connections per position: 1, Pin, Screw connection, 230 V/400 V, 16 A, 0.5 mm<sup>2</sup> ... 2.5 mm<sup>2</sup>