

Housing - HC-ADV-B24-HHWH-1TTM32-MF-BK - 1420926

Please be informed that the data shown in this PDF Document is generated from our Online Catalog. Please find the complete data in the user's documentation. Our General Terms of Use for Downloads are valid (<http://phoenixcontact.com/download>)




Sleeve housing B24, with screw locking, material: Die-cast aluminum, salt water resistant, cable outlets: 1, straight, height: 93.7 mm, cable gland: none, support sleeve: no, 1x M32, Increased environmental requirements



COMPLETE

Key Commercial Data

Packing unit	1 pc
GTIN	 4 055626 249254
GTIN	4055626249254
Weight per Piece (excluding packing)	380.000 g
Custom tariff number	85389099
Country of origin	China

Technical data

Dimensions

Height	93.7 mm
Width	57 mm
Length	152 mm
Length of the assembly cutout	112 mm
Width of the assembly cutout	35 mm

Ambient conditions

Degree of protection of housing (IP)	IP66
	IP68 (0.2 bar/24 h)
	IP69 (ISO 20653:2013-02)
Degree of protection of housing (NEMA)	4 (UL 50e)
	4X (UL 50e)

Housing - HC-ADV-B24-HHWH-1TTM32-MF-BK - 1420926

Technical data

Ambient conditions

	12 (UL 50e)
Ambient temperature (operation)	-40 °C ... 125 °C

General

Note	for contact inserts HC-B24, BB46, D64, DD108, HV10/16, M
Size	B24
Housing type	Sleeve housing
Color	black
Locking type	with screw locking
Torque	3 Nm (Locking screw)
Fixing screws	M6 (screw head: 5 mm Allen screw)
No. of cable outlets	1
Cable outlet	straight
Screw connection	none
Type of the screw connection	1x M32
Housing material	Die-cast aluminum, salt water resistant
Housing surface material	Powder-coated, black
Seal material	Viton
Material lock	Stainless steel

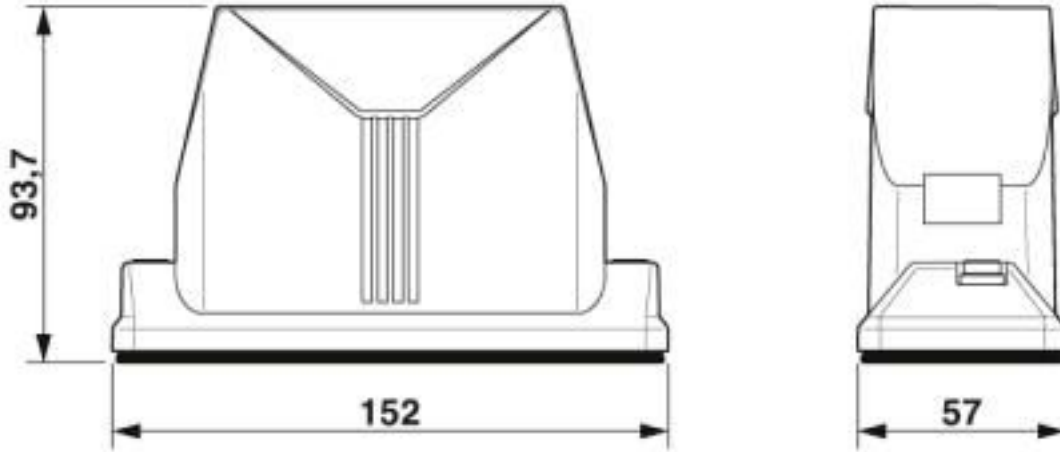
Environmental Product Compliance

China RoHS	Environmentally Friendly Use Period = 50 years
	For details about hazardous substances go to tab "Downloads", Category "Manufacturer's declaration"

Drawings

Housing - HC-ADV-B24-HHWH-1TTM32-MF-BK - 1420926

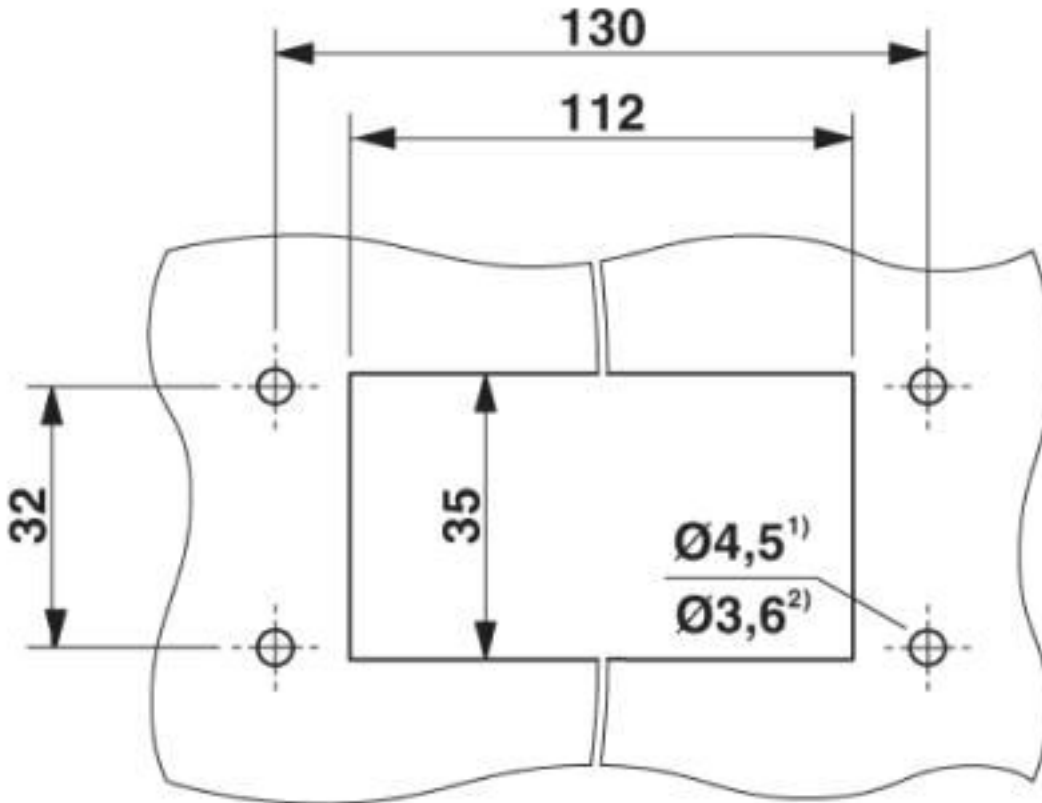
Dimensional drawing



Dimensional drawing

Housing - HC-ADV-B24-HHWH-1TTM32-MF-BK - 1420926

Dimensional drawing



Mounting cutout

1) when M4 screws are used

2) when self-tapping Torx® screws are used (Torx® 20, M4)

Classifications

eCl@ss

eCl@ss 10.0.1	27440202
eCl@ss 5.1	27261200
eCl@ss 6.0	27261200
eCl@ss 7.0	27440202
eCl@ss 8.0	27440202
eCl@ss 9.0	27440202

ETIM

ETIM 5.0	EC000437
ETIM 6.0	EC000437

Housing - HC-ADV-B24-HHWH-1TTM32-MF-BK - 1420926

Classifications

ETIM

ETIM 7.0	EC000437
----------	----------

UNSPSC

UNSPSC 13.2	31261501
UNSPSC 18.0	31261501
UNSPSC 19.0	31261501
UNSPSC 20.0	31261501
UNSPSC 21.0	31261501

Approvals

Approvals

Approvals


UL Recognized / cUL Recognized / EAC / DNV GL / cULus Recognized

Ex Approvals

Approval details

UL Recognized		http://database.ul.com/cgi-bin/XYV/template/LISEXT/1FRAME/index.htm	E255026
---------------	---	---	---------

cUL Recognized		http://database.ul.com/cgi-bin/XYV/template/LISEXT/1FRAME/index.htm	E255026
----------------	---	---	---------

EAC			RU C- DE.AI30.B.01102
-----	---	--	--------------------------

DNV GL		https://approvalfinder.dnvgl.com/	TAE000037S
--------	---	---	------------

Housing - HC-ADV-B24-HHWH-1TTM32-MF-BK - 1420926

Approvals

cULus Recognized



Accessories

Accessories

Full screw connection

Cable gland - HC-K-KV-M32(15-21) - 1690642



Plastic screw connection up to 5 bar, thread length: 10 mm, cable diameter: 15 - 21 mm, WAF 36, screw connection: M32

Cable gland - HC-M-KV-M32(19-27) - 1646010



Metal screw connection up to 5 bar, thread length: 8 mm, cable diameter: 19 - 27 mm, WAF 43, screw connection: M32

Cable gland - HC-EMV-KV-M32(11-21) - 1690529



EMC screw connection up to 5 bar, thread length: 9 mm, cable diameter: 11.0 - 21.0 mm, WAF 36, screw connection: M32

Cable gland - G-INS-M32-M68N-NNES-S - 1411166



Cable gland, cable gland material: Nickel-plated brass, external cable diameter 15 mm ... 21 mm, shielding: no, connecting thread: M32 x 1.5, color: silver, with O-ring

Labeled device marker

Housing - HC-ADV-B24-HHWH-1TTM32-MF-BK - 1420926

Accessories

Plastic label - US-EMLP (20X9) CUS - 0830085



Plastic label, can be ordered: By card, white, labeled according to customer specifications, mounting type: adhesive, lettering field size: 20 x 9 mm, Number of individual labels: 75

Panel mounting flange

Mounting flange - HC-B-AF - 1686533



Panel mounting flange for HEAVYCON-ADVANCE TMS housing with screw locking

Mounting flange - HC-B-AF-SET - 1604638



Panel mounting flange for screw locking, set comprising 2 panel mounting flanges with 4 self-tapping screws (M4, Torx®) and 4 fan-type washers

Protective cover

Protective covers - HC-B 24-TMS-SD-IP50 - 1690765



Protective cover B24, Clip locking, protective cover material: PA, height: 31.2 mm, seal: no, With lanyard, diameter of retaining cord eyelet: 4 mm

Screwdriver tools

Housing - HC-ADV-B24-HHWH-1TTM32-MF-BK - 1420926

Accessories

Screwdriver - SF-BIT-HEXB 5-89 - 1208911



Screw bit, hexagonal with ball head, E6.3-1/4" drive, size: Hex 5 x 89 mm, hardened, suitable for holder according to DIN 3126-F 6.3/ISO 1173

Screwdriver - SF-M BH - 1212070



Bit screwdriver, with 1/4" quick-action chuck, handle length 119 mm, 2-component handle, with non-slip grip, suitable for bits according to DIN 3126-C 6.3 and E 6.3/ISO 1173, magnetic