

## Contact insert module - HC-M-DSUB 09-CT-F - 1417308

Please be informed that the data shown in this PDF Document is generated from our Online Catalog. Please find the complete data in the user's documentation. Our General Terms of Use for Downloads are valid (<http://phoenixcontact.com/download>)




Contact insert module, number of positions: 9, type : D-SUB 9, Socket, Crimp connection, 50 V, 1 A, 0.08 mm<sup>2</sup> ... 0.5 mm<sup>2</sup>, application: Data, without crimp contacts



COMPLETE™

### Key Commercial Data

Packing unit	1 pc
GTIN	 4 055626 112503
GTIN	4055626112503
Weight per Piece (excluding packing)	30.000 g
Custom tariff number	85389099
Country of origin	China

### Technical data

#### Dimensions

Height	35.2 mm
Width	34.2 mm
Length	14.6 mm

#### Electrical characteristics

Rated voltage (III/3)	50 V
Rated current	1 A
Rated surge voltage	0.8 kV
Connection profile	9

#### Ambient conditions

Ambient temperature (operation)	-40 °C ... 125 °C
---------------------------------	-------------------

## Contact insert module - HC-M-DSUB 09-CT-F - 1417308

### Technical data

#### Mechanical characteristics

Conductor cross section	0.08 mm <sup>2</sup> ... 0.5 mm <sup>2</sup>
Connection cross section AWG	28 ... 20
Stripping length of the individual wire	4.2 mm
Contact diameter	1 mm
Insertion/withdrawal cycles	≥ 500
Minimum housing height	52 mm

#### General

Note	For HEAVYCON housing types B6 to B48, HC-M-B... snap-in frames and CUC-DSC-J1BAU-S/DSC.. crimp contacts in accordance with DIN 41652 are required. Crimp contacts are not supplied as standard.
	Connectors may be operated only when there is no load/voltage.
	The use of guide pins (HC-CST) and sockets (HC-CBU) is recommended to prevent tip collision due to misalignment.
Type	D-SUB 9
Series	HC-M-DSUB-C
Color	light gray
Number of module slots	1
Connection method	Crimp connection
Contact type	turned
Flammability rating according to UL 94	V0
Degree of pollution	3
Overvoltage category	III
Assembly instructions	To ensure correct use, installation in housing with IP54 protection or better is required

#### Material data

Contact material	Copper alloy
Contact surface material	Au
Contact carrier material	PC
Phase conductor material	Zinc alloy

#### Standards and Regulations

Flammability rating according to UL 94	V0
--	----

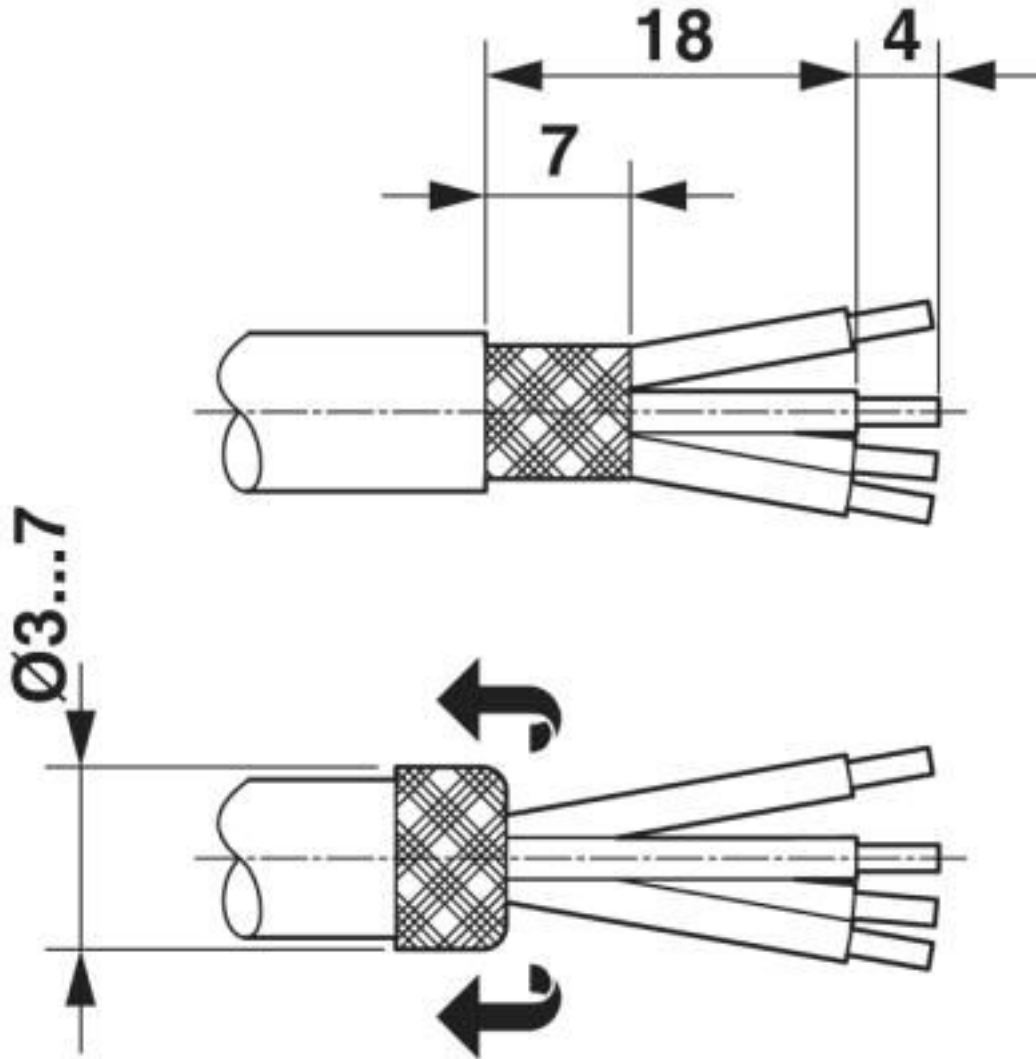
#### Environmental Product Compliance

China RoHS	Environmentally friendly use period: unlimited = EFUP-e
	No hazardous substances above threshold values

### Drawings

# Contact insert module - HC-M-DSUB 09-CT-F - 1417308

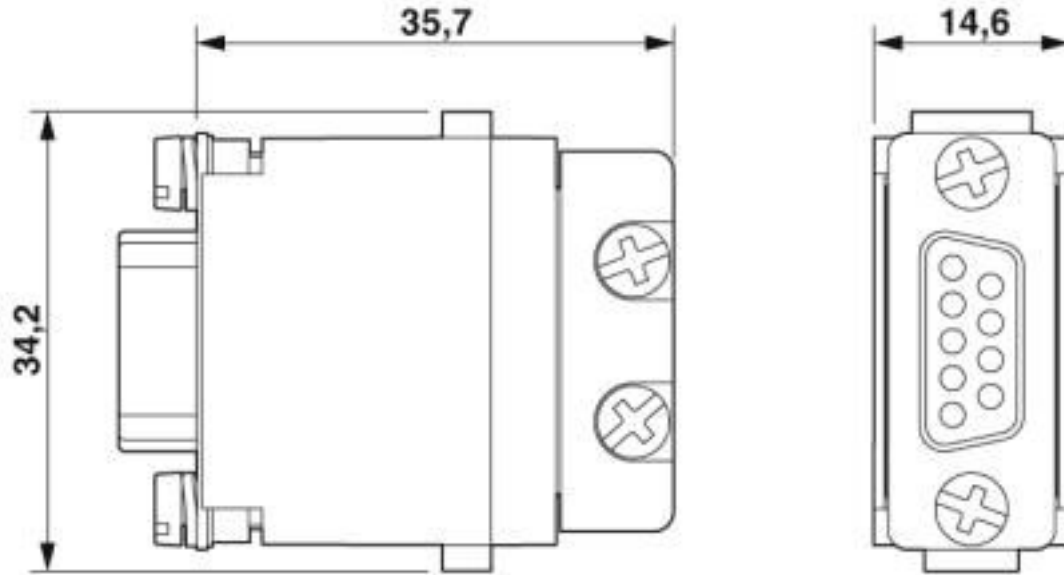
Dimensional drawing



Stripping length specifications; pin assignment. Cable to be used: Order No. 14164457

## Contact insert module - HC-M-DSUB 09-CT-F - 1417308

Dimensional drawing



Female insert

### Classifications

eCl@ss

eCl@ss 10.0.1	27440218
eCl@ss 5.1	27261200
eCl@ss 6.0	27261200
eCl@ss 7.0	27440205
eCl@ss 8.0	27440205
eCl@ss 9.0	27440218

ETIM

ETIM 5.0	EC000438
ETIM 6.0	EC000438
ETIM 7.0	EC000438

UNSPSC

UNSPSC 13.2	39121421
UNSPSC 18.0	39121421
UNSPSC 19.0	39121421
UNSPSC 20.0	39121421
UNSPSC 21.0	39121421

## Contact insert module - HC-M-DSUB 09-CT-F - 1417308

### Approvals

Approvals

---

Approvals

EAC / EAC

---

Ex Approvals

---

### Approval details

EAC		RU C- DE.AI30.B.01102
-----	--	--------------------------

EAC		RU C- DE.BL08.B.00511
-----	--	--------------------------

### Accessories

Accessories

Coding element

Coding element - HC-CBU-MOD - 1636130



Coding socket for coding up to 16 connectors, for HC Modular

---

Coding element - HC-CST-MOD - 1636127



Coding peg for coding up to 16 connectors, for HC Modular

---

Crimp contact

## Contact insert module - HC-M-DSUB 09-CT-F - 1417308

### Accessories

D-SUB crimp contact - CUC-DSC-J1BAU-S/DSC28 - 1418787



D-SUB crimp contact, connection method: Crimp connection, connection cross section: AWG 28- 26

---

D-SUB crimp contact - CUC-DSC-J1BAU-S/DSC24 - 1418788



D-SUB crimp contact, connection method: Crimp connection, connection cross section: AWG 24- 20

---

### Crimping tool

Crimping pliers - CRIMPFOX-TC MP - 1212510



Crimping pliers, for turned contacts, universal cross section setting, up to a maximum of 2.5 mm<sup>2</sup>, digital display with 0.01 mm increments, pressure lock can be unlocked, including positioning tool

---

### Module carrier frame

Module carrier frame - HC-M-B06-MFH-B - 1182085



Module carrier frame, size: B6, type : for the panel mounting side (a, b, c, ...), 4 mm<sup>2</sup> ... 6 mm<sup>2</sup>, application: Module carrier frame

---

Module carrier frame - HC-M-B10-MFH-B - 1182088



Module carrier frame, size: B10, type : for the panel mounting side (a, b, c, ...), 4 mm<sup>2</sup> ... 6 mm<sup>2</sup>, application: Module carrier frame

## Contact insert module - HC-M-DSUB 09-CT-F - 1417308

### Accessories

---

#### Module carrier frame - HC-M-B16-MFH-B - 1182090



Module carrier frame, size: B16, type : for the panel mounting side (a, b, c, ...), 4 mm<sup>2</sup> ... 6 mm<sup>2</sup>, application: Module carrier frame

---

#### Module carrier frame - HC-M-B24-MFH-B - 1182094



Module carrier frame, size: B24, type : for the panel mounting side (a, b, c, ...), 4 mm<sup>2</sup> ... 6 mm<sup>2</sup>, application: Module carrier frame

---

#### Module carrier frame - HC-M-B06-MFH-H - 1182087



Module carrier frame, size: B6, type : for the sleeve side (A, B, C, ...), 4 mm<sup>2</sup> ... 6 mm<sup>2</sup>, application: Module carrier frame

---

#### Module carrier frame - HC-M-B10-MFH-H - 1182089



Module carrier frame, size: B10, type : for the sleeve side (A, B, C, ...), 4 mm<sup>2</sup> ... 6 mm<sup>2</sup>, application: Module carrier frame

---

#### Module carrier frame - HC-M-B16-MFH-H - 1182093



Module carrier frame, size: B16, type : for the sleeve side (A, B, C, ...), 4 mm<sup>2</sup> ... 6 mm<sup>2</sup>, application: Module carrier frame

---

## Contact insert module - HC-M-DSUB 09-CT-F - 1417308

### Accessories

Module carrier frame - HC-M-B24-MFH-H - 1182095



Module carrier frame, size: B24, type : for the sleeve side (A, B, C, ...), 4 mm<sup>2</sup> ... 6 mm<sup>2</sup>, application: Module carrier frame

Tool - VS-IET-DSUB-SIGNAL-STD - 1658794



Insertion/extraction tool, to insert and extract the D-SUB standard signal contacts

### Additional products

Contact insert module - HC-M-DSUB 09-CT-M - 1417309



Contact insert module, number of positions: 9, type : D-SUB 9, Pin, Crimp connection, 50 V, 1 A, 0.08 mm<sup>2</sup> ... 0.5 mm<sup>2</sup>, application: Data, without crimp contacts