

Connector set - HC-STA-B24PT-BWD-LS-M32-ELCAL - 1416359


Please be informed that the data shown in this PDF Document is generated from our Online Catalog. Please find the complete data in the user's documentation. Our General Terms of Use for Downloads are valid (<http://phoenixcontact.com/download>)



Connector set, number of positions: 24, material: Die-cast aluminum, salt water resistant, connection method: Push-in connection, connection cross section: AWG 26- 14



Key Commercial Data

Packing unit	1 pc
GTIN	 4 055626 071305
GTIN	4055626071305
Weight per Piece (excluding packing)	740.000 g
Custom tariff number	85366990
Country of origin	China

Technical data

General

Number of positions	24+PE
Type	B24
Connection method	Push-in connection
Degree of protection for housing	IP66
	IP67
	4 (UL 50e)
	4X (UL 50e)
	12 (UL 50e)
Connection method	Push-in connection
Rated voltage (III/3)	500 V
Rated surge voltage	6 kV

Connector set - HC-STA-B24PT-BWD-LS-M32-ELCAL - 1416359

Technical data

General

Rated current	16 A
Conductor cross section	0.14 mm ² ... 2.5 mm ² (with ferrule)
Connection cross section AWG	26 ... 14
External cable diameter	15 mm ... 21 mm
Ambient temperature (operation)	-40 °C ... 100 °C
Length of the assembly cutout	113 mm
Width of the assembly cutout	35 mm
Housing material	Die-cast aluminum, salt water resistant
Contact carrier material	PC
Locking latch material	PA
Integrated protective cover	no

Standards and Regulations

Flammability rating according to UL 94	V0
--	----


Environmental Product Compliance

REACH SVHC	Lead 7439-92-1
China RoHS	Environmentally Friendly Use Period = 50 years
	For details about hazardous substances go to tab "Downloads", Category "Manufacturer's declaration"

Drawings

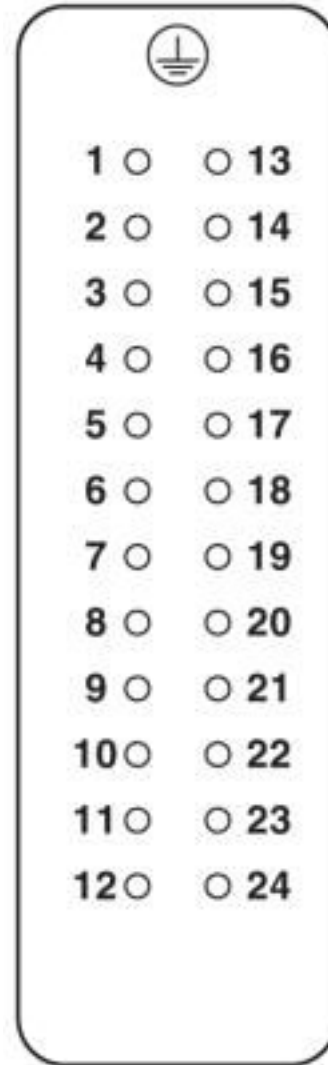
Connector set - HC-STA-B24PT-BWD-LS-M32-ELCAL - 1416359

Schematic diagram



Pin assignment, connection side, pin

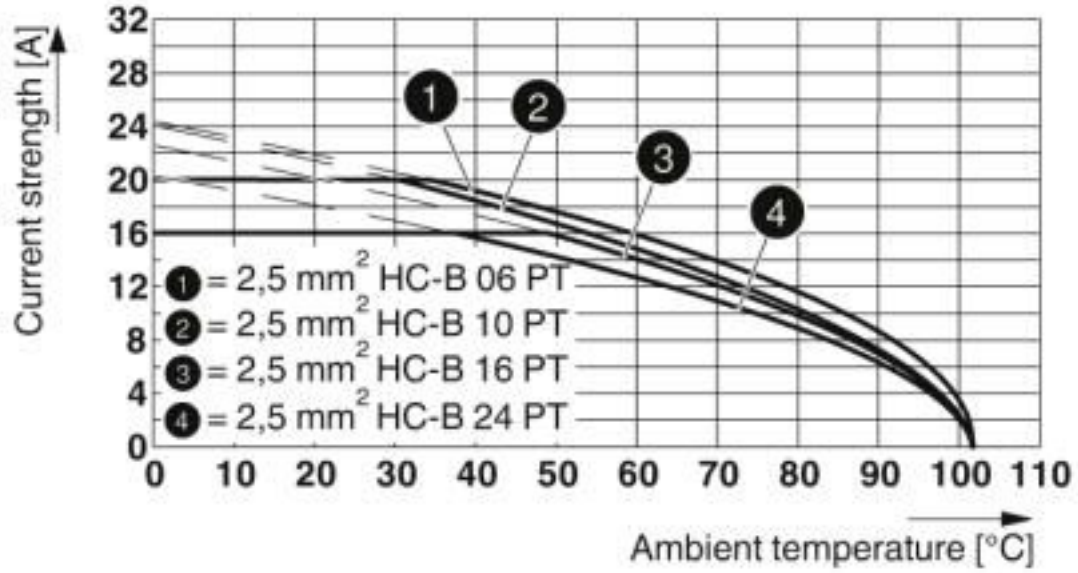
Schematic diagram



Pin assignment, connection side, socket

Connector set - HC-STA-B24PT-BWD-LS-M32-ELCAL - 1416359

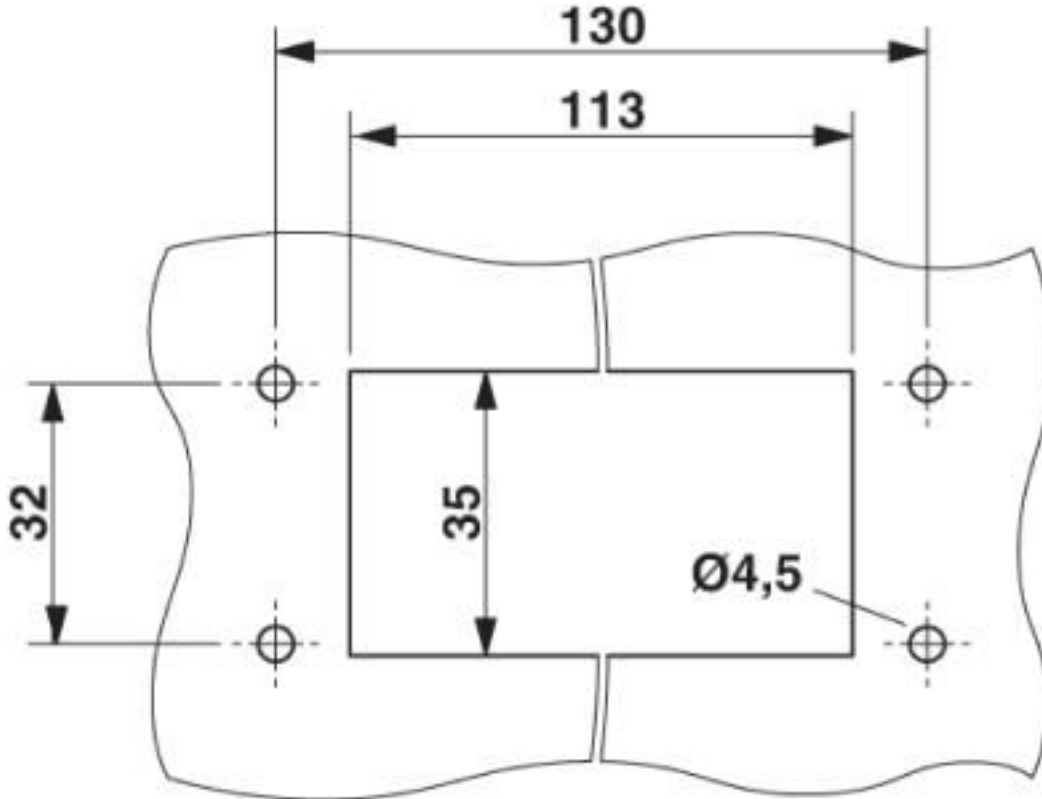
Diagram



Derating diagram

Connector set - HC-STA-B24PT-BWD-LS-M32-ELCAL - 1416359

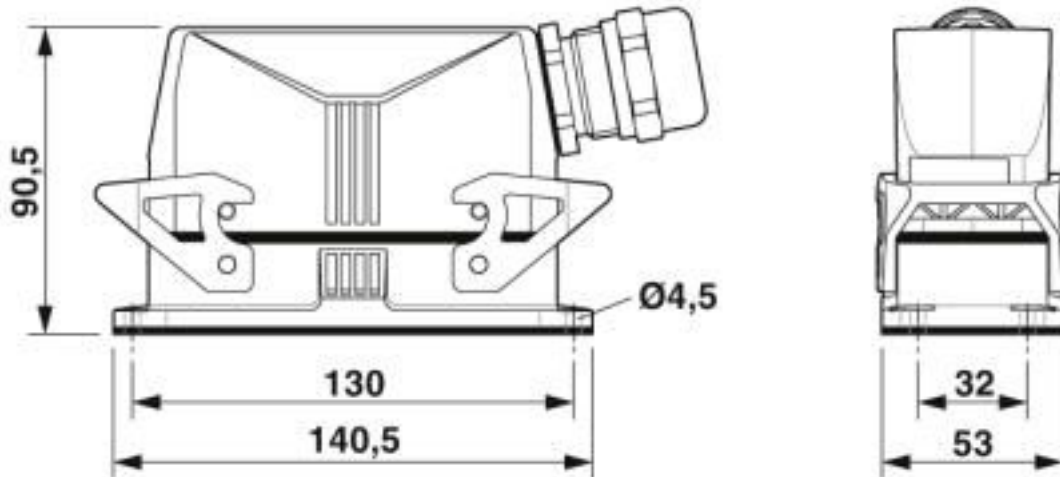
Dimensional drawing



Mounting cutout

Connector set - HC-STA-B24PT-BWD-LS-M32-ELCAL - 1416359

Dimensional drawing



Dimensional drawing

Articles in set

Contact insert - HC-B24-I-PT-F - 1407735



Contact insert, number of positions: 24+PE, size: B24, number of connections per position: 1, Socket, Push-in connection, 500 V, 16 A, 0.14 mm² ... 2.5 mm², application: Power

Contact insert - HC-B24-I-PT-M - 1407736



HEAVYCON pin insert, B24 series, 24 + PE-pos., push-in connection

Housing - HC-STA-B24-BWD-ELC-AL - 1411331



HEAVYCON B24 panel mounting base, with double locking latch, with flat gasket, salt-water-resistant aluminum, conductive profile gasket

Connector set - HC-STA-B24PT-BWD-LS-M32-ELCAL - 1416359

Articles in set

Housing - HC-STA-B24-HLFD-1STM32-EL-AL - 1412774



Sleeve housing B24, for double locking latch, material: Die-cast aluminum, salt water resistant, cable outlets: 1, lateral, height: 60 mm, cable gland: none, support sleeve: no, 1x M32, Standard

Cable gland - G-INS-M32-M68N-NNES-S - 1411166



Cable gland, cable gland material: Nickel-plated brass, external cable diameter 15 mm ... 21 mm, shielding: no, connecting thread: M32 x 1.5, color: silver, with O-ring

Classifications

eCl@ss

eCl@ss 10.0.1	27440101
eCl@ss 4.0	27260700
eCl@ss 4.1	27260700
eCl@ss 5.0	27260700
eCl@ss 5.1	27260700
eCl@ss 6.0	27260700
eCl@ss 7.0	27440101
eCl@ss 8.0	27440101
eCl@ss 9.0	27440101

ETIM

ETIM 5.0	EC002636
ETIM 6.0	EC002636
ETIM 7.0	EC002636

UNSPSC

UNSPSC 13.2	39121409
UNSPSC 18.0	39121409
UNSPSC 19.0	39121409
UNSPSC 20.0	39121409
UNSPSC 21.0	39121409

Connector set - HC-STA-B24PT-BWD-LS-M32-ELCAL - 1416359

Approvals


Approvals

Approvals


EAC / DNV GL / EAC

Ex Approvals

Approval details

EAC			RU C- DE.AI30.B.01102
-----	---	--	--------------------------

DNV GL		https://approvalfinder.dnvgl.com/	TAE000037S
--------	--	---	------------

EAC			RU C- DE.BL08.B.00511
-----	---	--	--------------------------
