

# Connector set - HC-STA-B24PT-BWD-LT-M32-ELCAL - 1416352


Please be informed that the data shown in this PDF Document is generated from our Online Catalog. Please find the complete data in the user's documentation. Our General Terms of Use for Downloads are valid (<http://phoenixcontact.com/download>)



Connector set, number of positions: 24, material: Die-cast aluminum, salt water resistant, connection method: Push-in connection, connection cross section: AWG 26- 14



## Key Commercial Data

Packing unit	1 pc
GTIN	 4 055626 071237
GTIN	4055626071237
Weight per Piece (excluding packing)	760.000 g
Custom tariff number	85366990
Country of origin	China

## Technical data

### General

Number of positions	24+PE
Type	B24
Connection method	Push-in connection
Degree of protection for housing	IP66
	IP67
	4 (UL 50e)
	4X (UL 50e)
	12 (UL 50e)
Connection method	Push-in connection
Rated voltage (III/3)	500 V
Rated surge voltage	6 kV

## Connector set - HC-STA-B24PT-BWD-LT-M32-ELCAL - 1416352

### Technical data

#### General

Rated current	16 A
Conductor cross section	0.14 mm <sup>2</sup> ... 2.5 mm <sup>2</sup> (with ferrule)
Connection cross section AWG	26 ... 14
External cable diameter	15 mm ... 21 mm
Ambient temperature (operation)	-40 °C ... 100 °C
Length of the assembly cutout	113 mm
Width of the assembly cutout	35 mm
Housing material	Die-cast aluminum, salt water resistant
Contact carrier material	PC
Locking latch material	PA
Integrated protective cover	no

#### Standards and Regulations

Flammability rating according to UL 94	V0
--	----


#### Environmental Product Compliance

REACH SVHC	Lead 7439-92-1
China RoHS	Environmentally Friendly Use Period = 50 years
	For details about hazardous substances go to tab "Downloads", Category "Manufacturer's declaration"

### Drawings

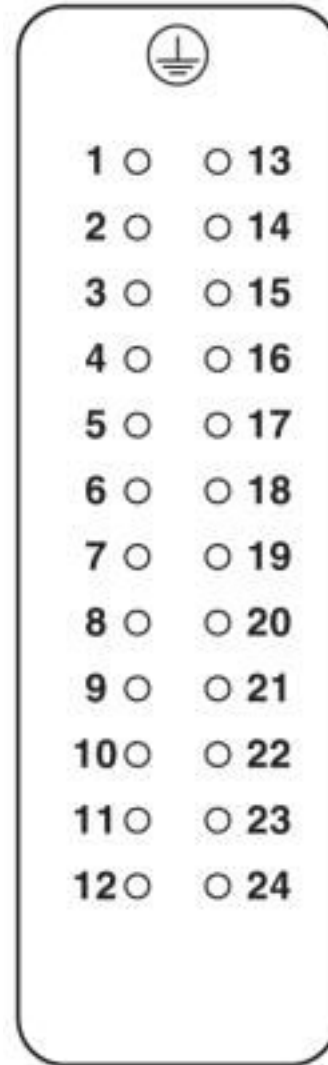
# Connector set - HC-STA-B24PT-BWD-LT-M32-ELCAL - 1416352

Schematic diagram



Pin assignment, connection side, pin

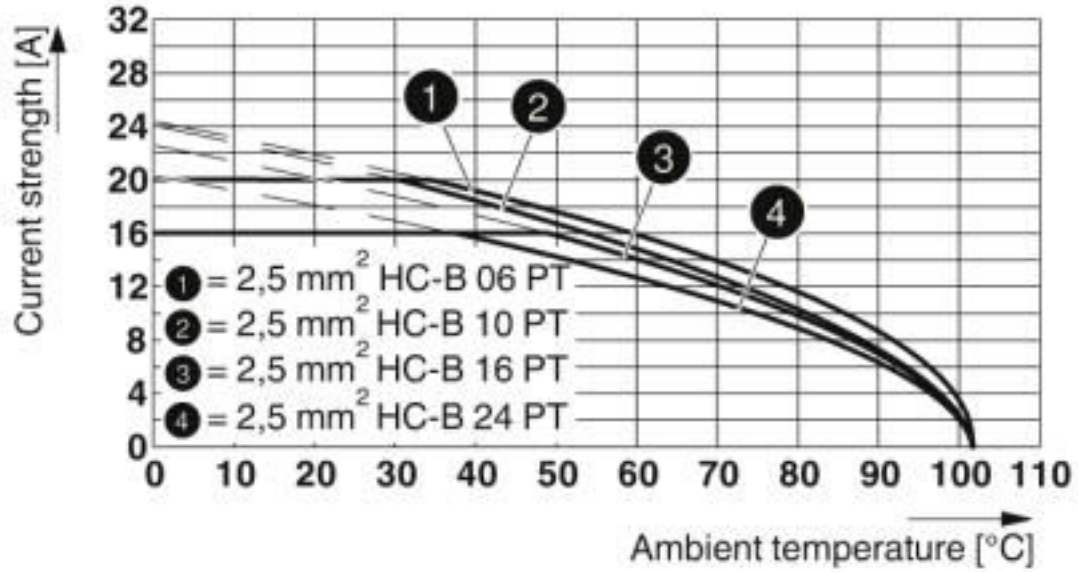
Schematic diagram



Pin assignment, connection side, socket

# Connector set - HC-STA-B24PT-BWD-LT-M32-ELCAL - 1416352

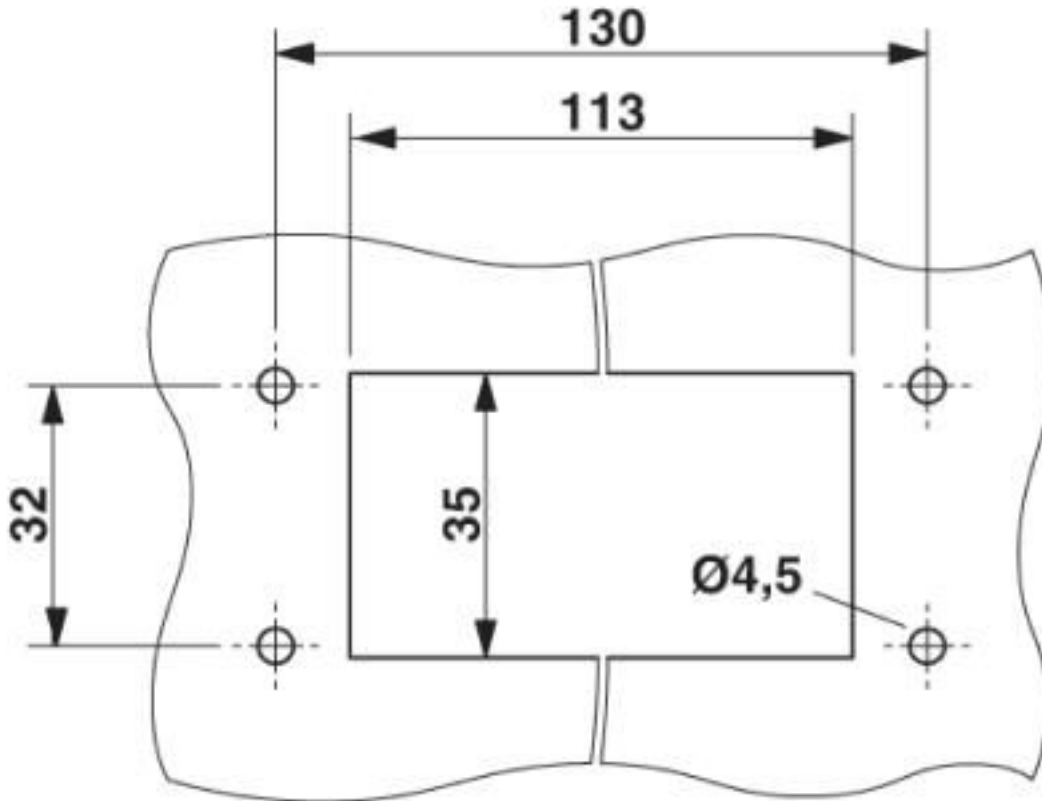
Diagram



Derating diagram

# Connector set - HC-STA-B24PT-BWD-LT-M32-ELCAL - 1416352

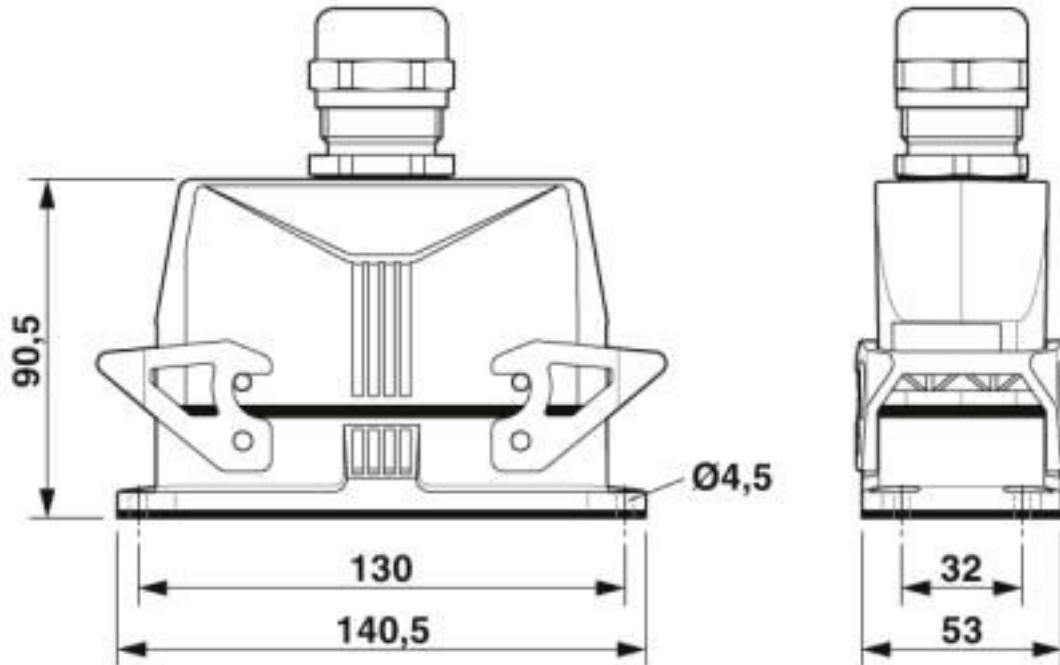
Dimensional drawing



Mounting cutout

## Connector set - HC-STA-B24PT-BWD-LT-M32-ELCAL - 1416352

Dimensional drawing



Dimensional drawing

### Articles in set

Contact insert - HC-B24-I-PT-F - 1407735



Contact insert, number of positions: 24+PE, size: B24, number of connections per position: 1, Socket, Push-in connection, 500 V, 16 A, 0.14 mm<sup>2</sup> ... 2.5 mm<sup>2</sup>, application: Power

Contact insert - HC-B24-I-PT-M - 1407736



HEAVYCON pin insert, B24 series, 24 + PE-pos., push-in connection

# Connector set - HC-STA-B24PT-BWD-LT-M32-ELCAL - 1416352

## Articles in set

Housing - HC-STA-B24-BWD-ELC-AL - 1411331



HEAVYCON B24 panel mounting base, with double locking latch, with flat gasket, salt-water-resistant aluminum, conductive profile gasket

Housing - HC-STA-B24-HLFD-1TTM32-EL-AL - 1412779



Sleeve housing B24, for double locking latch, material: Die-cast aluminum, salt water resistant, cable outlets: 1, straight, height: 60 mm, cable gland: none, support sleeve: no, 1x M32, Standard

Cable gland - G-INS-M32-M68N-NNES-S - 1411166



Cable gland, cable gland material: Nickel-plated brass, external cable diameter 15 mm ... 21 mm, shielding: no, connecting thread: M32 x 1.5, color: silver, with O-ring

## Classifications

### eCl@ss

eCl@ss 10.0.1	27440101
eCl@ss 4.0	27260700
eCl@ss 4.1	27260700
eCl@ss 5.0	27260700
eCl@ss 5.1	27260700
eCl@ss 6.0	27260700
eCl@ss 7.0	27440101
eCl@ss 8.0	27440101
eCl@ss 9.0	27440101

### ETIM

ETIM 5.0	EC002636
ETIM 6.0	EC002636

# Connector set - HC-STA-B24PT-BWD-LT-M32-ELCAL - 1416352

## Classifications

### ETIM

ETIM 7.0	EC002636
----------	----------

### UNSPSC

UNSPSC 13.2	39121409
UNSPSC 18.0	39121409
UNSPSC 19.0	39121409
UNSPSC 20.0	39121409
UNSPSC 21.0	39121409

## Approvals

### Approvals

#### Approvals

EAC / DNV GL / EAC

#### Ex Approvals

### Approval details

EAC		RU C- DE.AI30.B.01102
-----	--	--------------------------

DNV GL		<a href="https://approvalfinder.dnvgl.com/">https://approvalfinder.dnvgl.com/</a>	TAE000037S
--------	--	---	------------

EAC		RU C- DE.BL08.B.00511
-----	--	--------------------------