

## Flush-type connector - SACC-CI-M12FS-17P SMD T - 1411917

Please be informed that the data shown in this PDF Document is generated from our Online Catalog. Please find the complete data in the user's documentation. Our General Terms of Use for Downloads are valid (<http://phoenixcontact.com/download>)




Flush-type connector, 17-position, Socket, straight, M12, A-coded, PCB mounting, SMD

### Your advantages

- ✓ Reduced mounting costs thanks to two-piece device connector
- ✓ Packaging available for automated pick and place assembly
- ✓ All common pin assignments and codings available
- ✓ Easy device integration thanks to mechanical port screw connections with threaded attachment, press-in contour or direct integration in the front plate
- ✓ Optional shield connection and seal for the device when not plugged in

RoHS

### Key Commercial Data

Packing unit	1 pc
Minimum order quantity	60 pc
GTIN	 4 046356 989190
GTIN	4046356989190
Custom tariff number	85366990
Country of origin	Germany

### Technical data

#### Ambient conditions

Ambient temperature (operation)	-55 °C ... 105 °C (Plug / socket)
	-55 °C ... 105 °C (without mechanical actuation)
Degree of protection	IP67 (correctly plugged in and locked)

#### General

# Flush-type connector - SACC-CI-M12FS-17P SMD T - 1411917

## Technical data

### General

Note	The electrical and mechanical data specified assume that the connector pair is correctly locked and mounted. If the connector is unlocked and if there is a danger of contamination, the connector must be sealed using a protective cap > IP54. Influences arising from litz wires, cables or PCB assembly must also be taken into consideration.
Rated current at 40°C	1.5 A
Rated voltage	30 V
Rated surge voltage	0.8 kV
Number of positions	17
Insulation resistance	≥ 100 MΩ
Coding	A - standard
Standards/regulations	M12 connector IEC 61076-2-101 In line with
Overvoltage category	III
Degree of pollution	3
Connection method	SMD
Insertion/withdrawal cycles	> 100
Mounting type	PCB mounting
Type of packaging	Tray

### Material

Flammability rating according to UL 94	V0
Contact material	CuZn
Contact surface material	Au
Contact carrier material	PA

### Cable

Standards/specifications	M12 connector IEC 61076-2-101 In line with
--------------------------	--

### Standards and Regulations

Standards/specifications	M12 connector IEC 61076-2-101 In line with
Flammability rating according to UL 94	V0

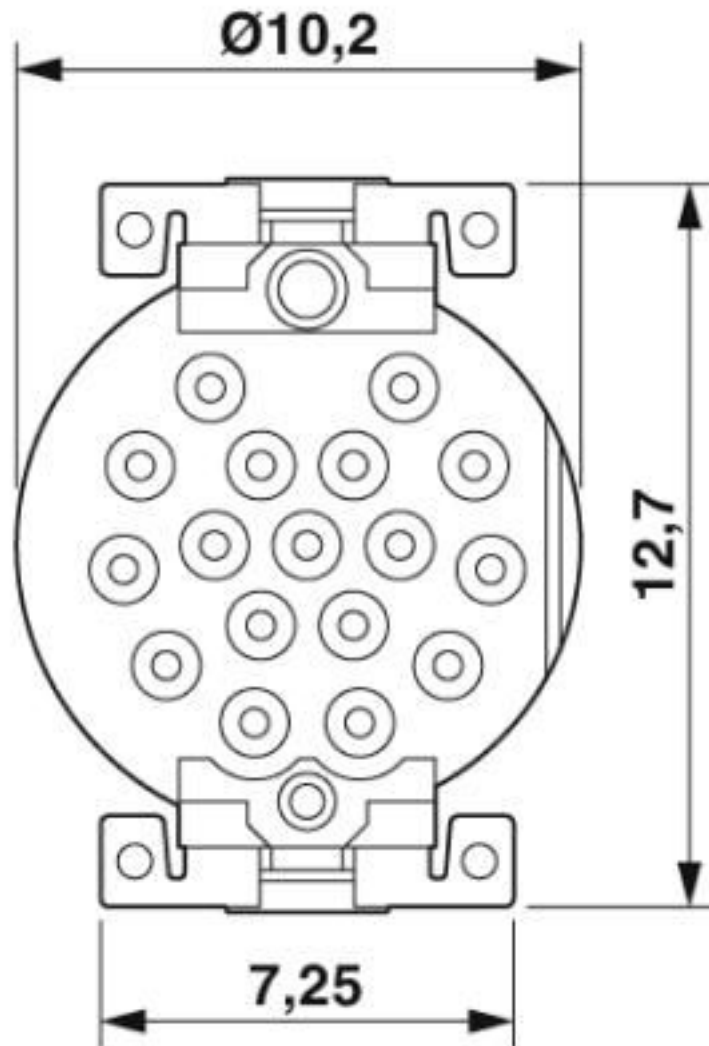
### Environmental Product Compliance

REACH SVHC	Lead 7439-92-1
China RoHS	Environmentally Friendly Use Period = 50 years
	For details about hazardous substances go to tab "Downloads", Category "Manufacturer's declaration"

## Drawings

## Flush-type connector - SACC-CI-M12FS-17P SMD T - 1411917

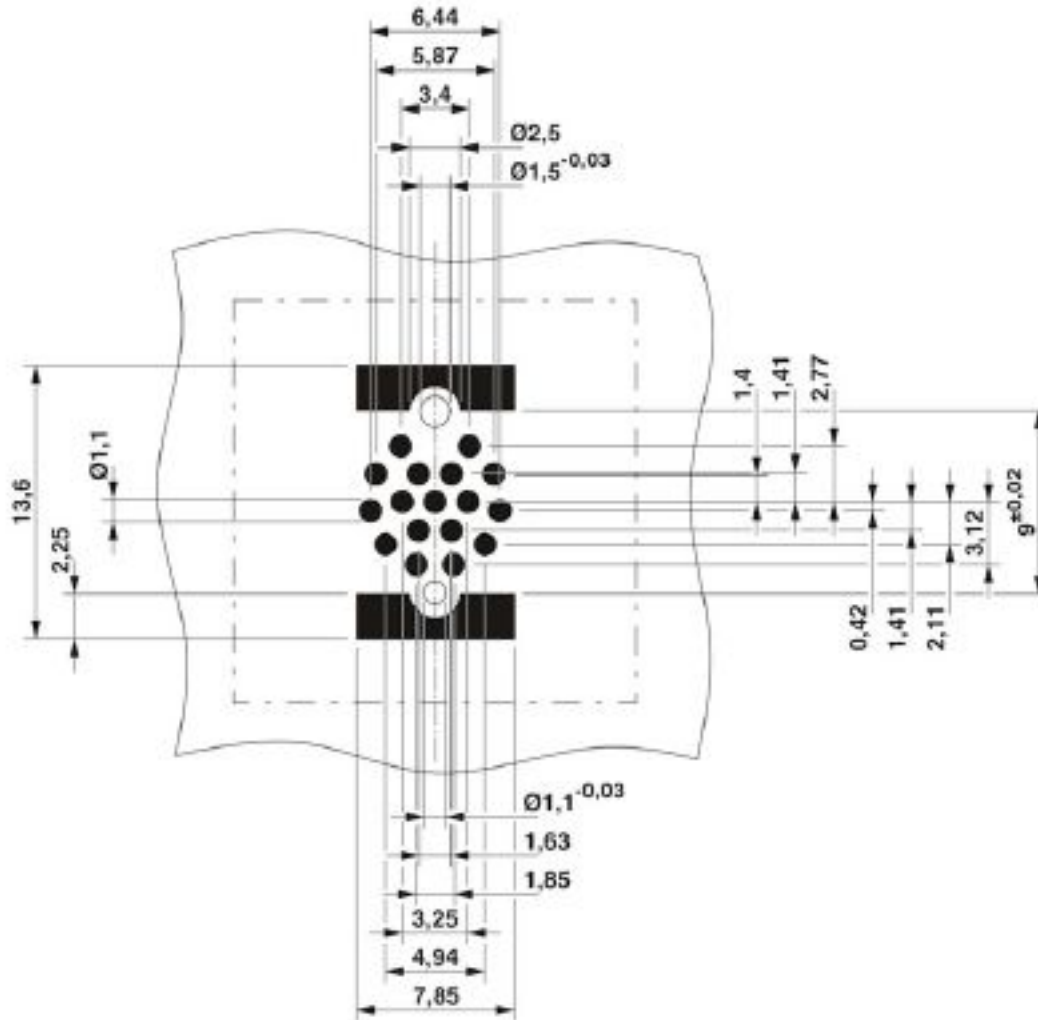
Dimensional drawing



View of solder side

## Flush-type connector - SACC-CI-M12FS-17P SMD T - 1411917

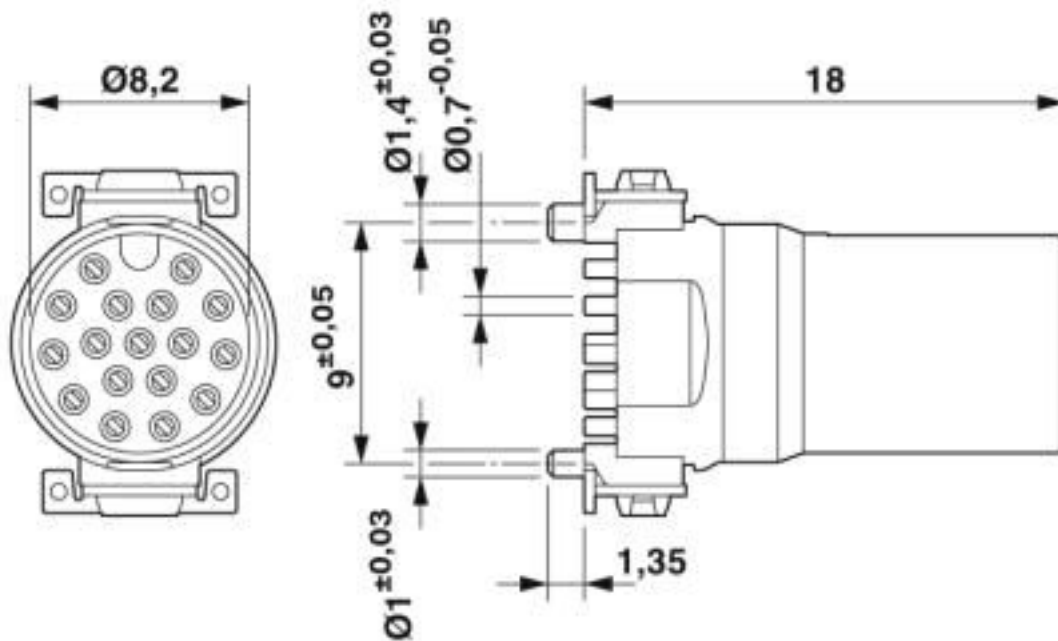
Drilling diagram



Soldering pad geometry

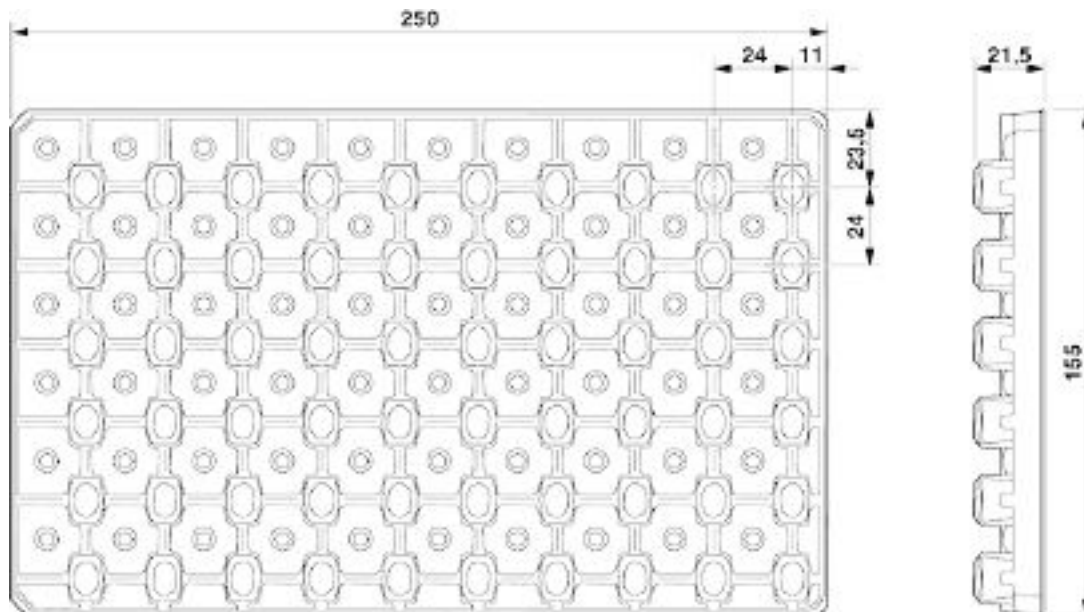
## Flush-type connector - SACC-CI-M12FS-17P SMD T - 1411917

Dimensional drawing



M12 female contact carrier, straight

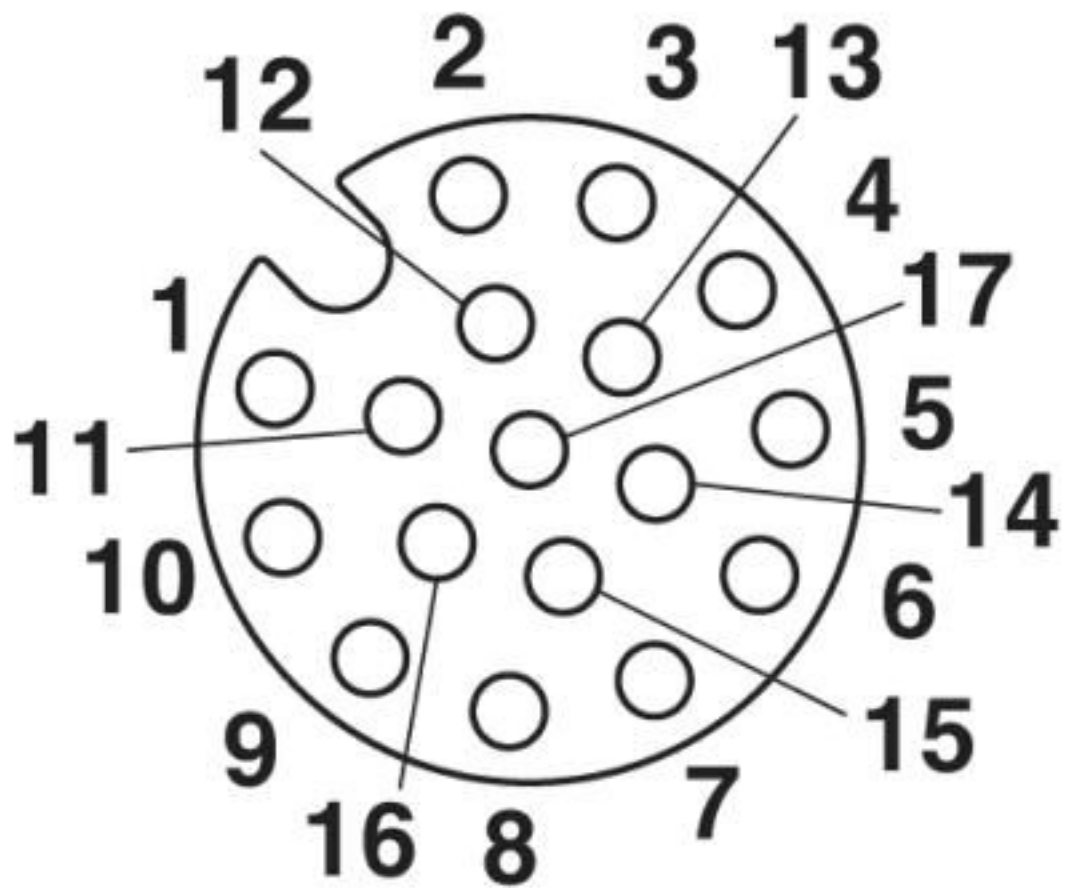
Dimensional drawing



SMD tray packaging

Flush-type connector - SACC-CI-M12FS-17P SMD T - 1411917

Schematic diagram



Pin assignment of M12 socket, 17-pos., A-coded, view of socket side

Classifications

eCl@ss

eCl@ss 10.0.1	27440102
eCl@ss 4.0	27140800
eCl@ss 4.1	27140800
eCl@ss 5.0	27143400
eCl@ss 5.1	27143400
eCl@ss 6.0	27279200
eCl@ss 7.0	27440103
eCl@ss 8.0	27440103
eCl@ss 9.0	27440102

## Flush-type connector - SACC-CI-M12FS-17P SMD T - 1411917

### Classifications

#### ETIM

ETIM 5.0	EC002061
ETIM 6.0	EC002061

#### UNSPSC

UNSPSC 13.2	39121413
UNSPSC 18.0	39121413
UNSPSC 19.0	39121413
UNSPSC 20.0	39121413
UNSPSC 21.0	39121413

### Approvals

#### Approvals


#### Approvals

EAC / cULus Recognized

#### Ex Approvals

#### Approval details

EAC		B.01687
-----	---	---------

cULus Recognized		<a href="http://database.ul.com/cgi-bin/XYV/template/LISEXT/1FRAME/index.htm">http://database.ul.com/cgi-bin/XYV/template/LISEXT/1FRAME/index.htm</a>	E221474-20160506
Nominal voltage UN	30 V		
Nominal current IN	1.5 A		

### Accessories

#### Accessories

Panel mounting base

## Flush-type connector - SACC-CI-M12FS-17P SMD T - 1411917

### Accessories

Housing screw connection - SACC-BP-F-M12/M15-6-SMD - 1414021



Housing screw connection, Socket, M12, Rear mounting, M15 x 1

Housing screw connection - SACC-BP-F-M12/M15-6-SMD SCO - 1414023



Housing screw connection, Socket, M12-SPEEDCON, Rear mounting, M15 x 1

Housing screw connection - SACC-FP-F-M12/M14 SMD - 1412079



M12 female connector, front mounting SMD with M14 screw fastening

Housing screw connection - SACC-FP-F-M12/PRESS SMD - 1412081



Housing screw connection, socket, for the two-part M12 SMD connector, for press-in mounting.

Housing screw connection - SACC-BP-F-FIX/NUT-BK-SMD - 1419568



Fixing sleeve for M12 housing screw connection with tolerance-compensating function, for SMD-solderable M12 socket contact inserts.



## Flush-type connector - SACC-CI-M12FS-17P SMD T - 1411917

### Accessories

Housing screw connection - SACC-BP-F-FIX/NUT-CY-SMD - 1419565



Fixing sleeve for M12 housing screw connection with tolerance-compensating function, for SMD-solderable M12 socket contact inserts.

---

Housing screw connection - SACC-BP-F-FIX/NUT-GN-SMD - 1419566



Fixing sleeve for M12 housing screw connection with tolerance-compensating function, for SMD-solderable M12 socket contact inserts.

---

Housing screw connection - SACC-BP-F-FIX/NUT-VT-SMD - 1419567



Fixing sleeve for M12 housing screw connection with tolerance-compensating function, for SMD-solderable M12 socket contact inserts.

---

Housing screw connection - SACC-BP-F-M12/SMD-0,9/1,6-9TIP - 1419569



M12 threaded sleeve with tolerance-compensating function, for straight, SMD-solderable M12 socket contact inserts. Suitable for 0.9 mm ... 1.6 mm thick front plates.

---

Housing screw connection - SACC-BP-F-M12/SMD-1,6/2,3-9TIP - 1419570



M12 threaded sleeve with tolerance-compensating function, for straight, SMD-solderable M12 socket contact inserts. Suitable for 1.6 mm ... 2.3 mm thick front plates.

---

## Flush-type connector - SACC-CI-M12FS-17P SMD T - 1411917

### Accessories

Housing screw connection - SACC-BP-F-M12/SMD-2,3/3,0-9TIP - 1419571



M12 threaded sleeve with tolerance-compensating function, for straight, SMD-solderable M12 socket contact inserts.  
Suitable for 2.3 mm ... 3.0 mm thick front plates.