

Connector set - HC-EVO-A16UT-BWS-HH-M25-PLRBK - 1411358

Please be informed that the data shown in this PDF Document is generated from our Online Catalog. Please find the complete data in the user's documentation. Our General Terms of Use for Downloads are valid (<http://phoenixcontact.com/download>)




Connector set, degree of protection: IP66, number of positions: 16, material: PA, connection method: Screw connection, connection cross section: AWG 20- 14



COMPLETE™

Key Commercial Data

Packing unit	1 pc
GTIN	 4 046356 929288
GTIN	4046356929288
Weight per Piece (excluding packing)	360.000 g
Custom tariff number	85366990
Country of origin	China

Technical data

General

Number of positions	16+PE
Type	D25
Connection method	Screw connection
Degree of protection for housing	IP66
	12 (UL 50e)
Connection method	Screw connection
Rated voltage (III/3)	250 V
Rated surge voltage	4 kV
Rated current	20 A
Conductor cross section	0.5 mm ² ... 2.5 mm ² (applies to stranded conductors with ferrules)
Connection cross section AWG	20 ... 14

Connector set - HC-EVO-A16UT-BWS-HH-M25-PLRBK - 1411358

Technical data

General

External cable diameter	9 mm ... 17 mm
Ambient temperature (operation)	-40 °C ... 100 °C
Length of the assembly cutout	74 mm
Width of the assembly cutout	24 mm
Housing material	PA
Contact carrier material	PC
Locking latch material	PA
Integrated protective cover	no

Standards and Regulations

Flammability rating according to UL 94	V0
--	----

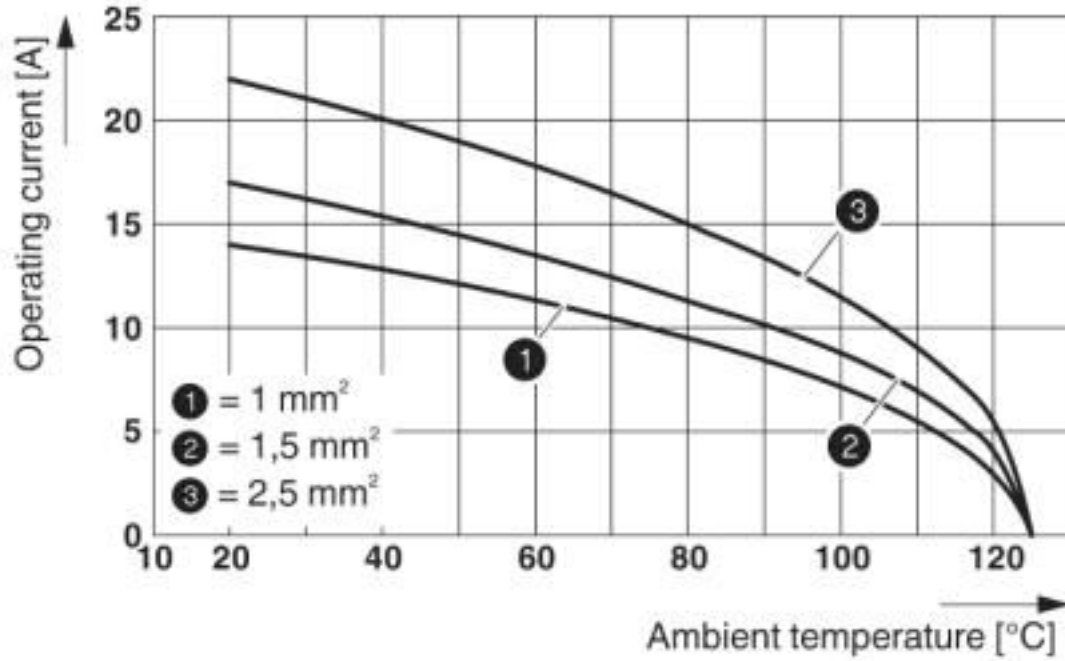
Environmental Product Compliance

REACH SVHC	Lead 7439-92-1
China RoHS	Environmentally Friendly Use Period = 50 years
	For details about hazardous substances go to tab "Downloads", Category "Manufacturer's declaration"

Drawings

Connector set - HC-EVO-A16UT-BWS-HH-M25-PLRBK - 1411358

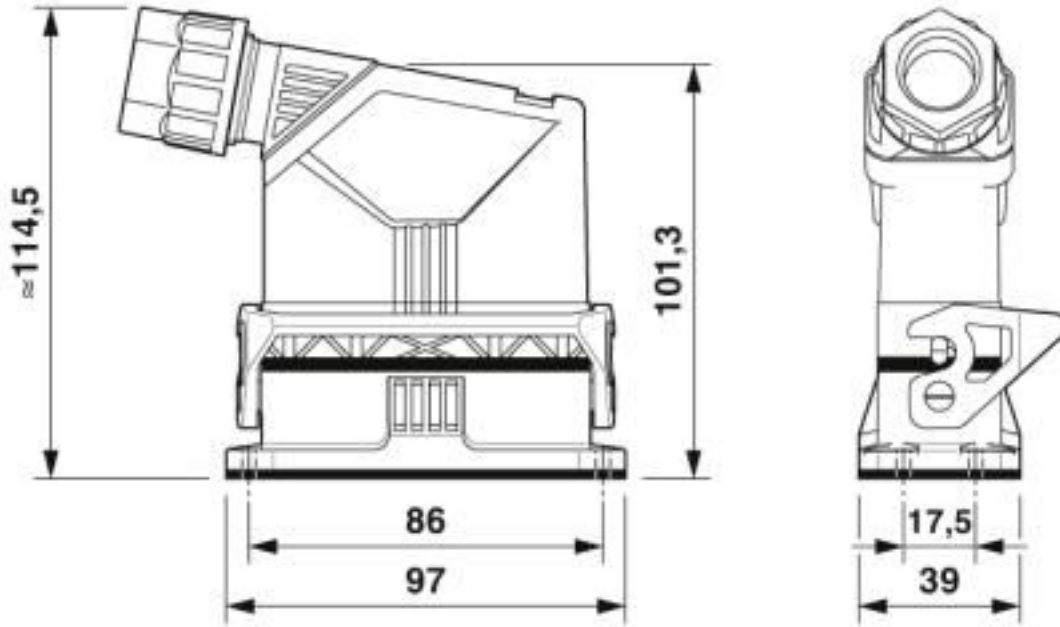
Diagram



Derating diagram

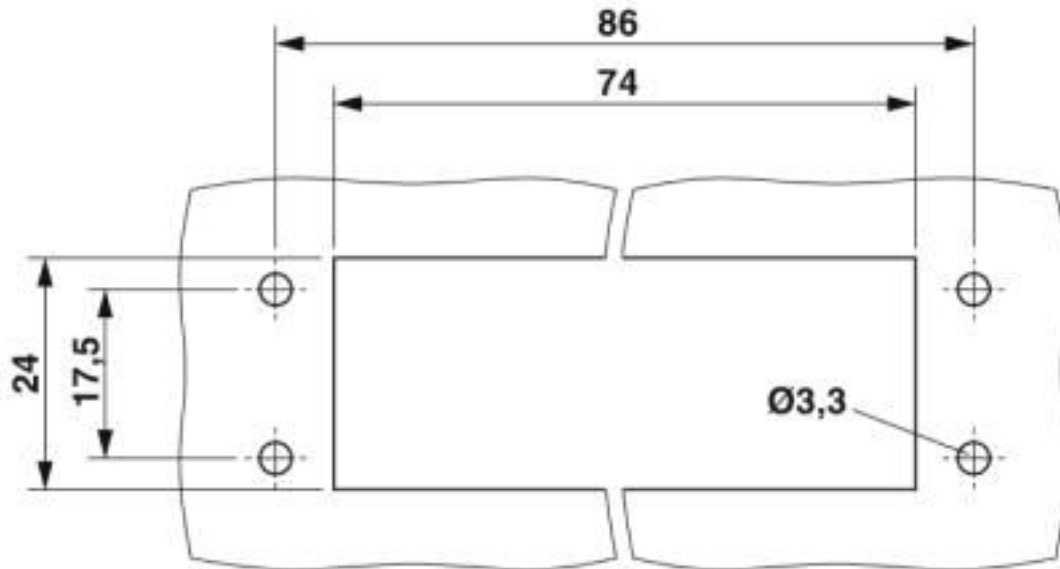
Connector set - HC-EVO-A16UT-BWS-HH-M25-PLRBK - 1411358

Dimensional drawing



Dimensional drawing

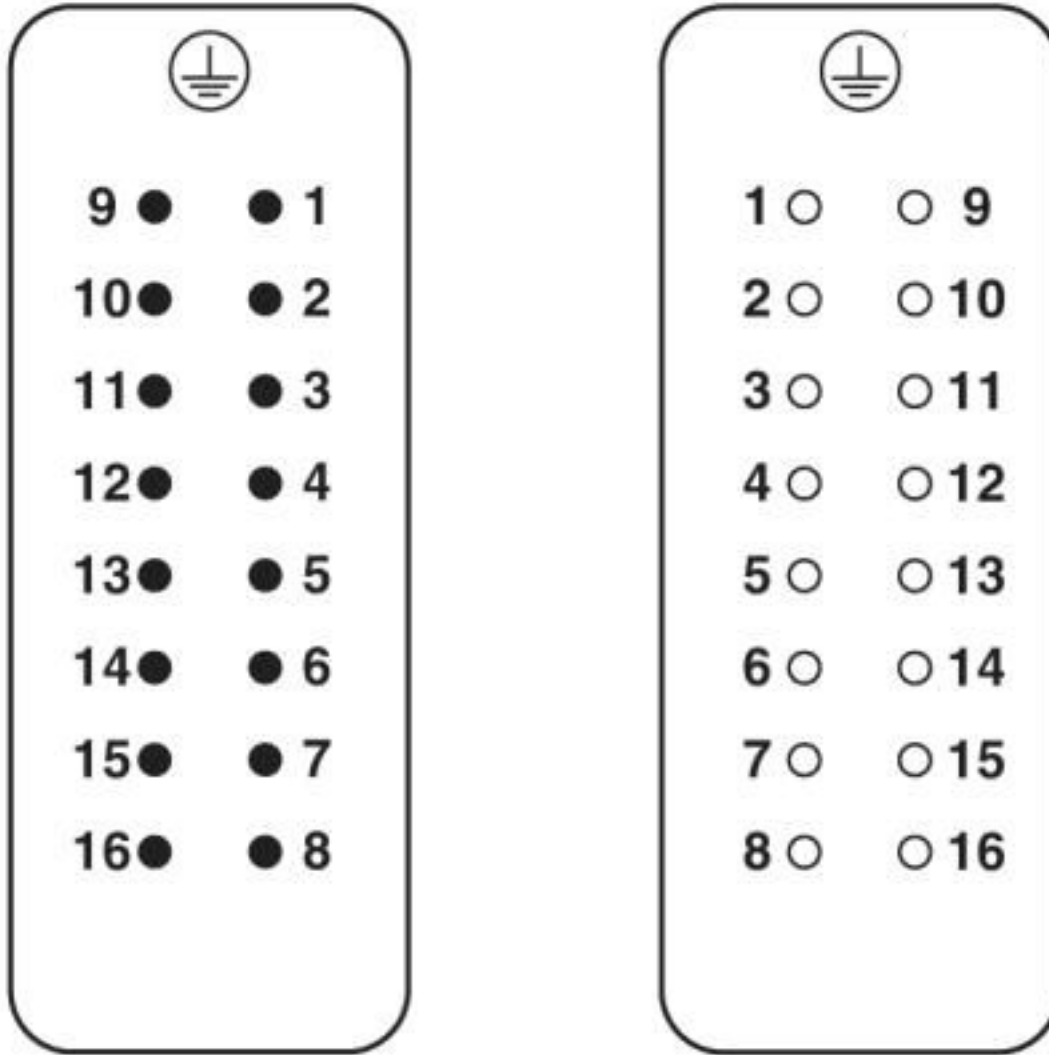
Dimensional drawing



Mounting cutout

Connector set - HC-EVO-A16UT-BWS-HH-M25-PLRBK - 1411358

Schematic diagram



Pin assignment, connection side, pin left, socket right

Articles in set

Housing - HC-EVO-D25-HHFS-PL-BK - 1411347



Sleeve housing D25, for single locking latch, material: PA, cable outlets: 1, straight/lateral, height: 75.5 mm, cable gland: none, support sleeve: no, protective cover: no, Standard

Connector set - HC-EVO-A16UT-BWS-HH-M25-PLRBK - 1411358

Articles in set

Housing - HC-EVO-D25-BWS-PLR-BK - 1411344



Panel mounting base D25, with single locking latch, material: PA, height: 26 mm, cable gland: none, support sleeve: no, protective cover: no, Standard, with flat gasket

Cable gland - HC-D-G-M25-PLRBK - 1411351



EVO plastic cable gland with bayonet locking, for housing series D, size M25, cable diameter: 9 ... 17 mm.

Contact insert - HC-A16-I-UT-M - 1585317



HEAVYCON pin insert, A16 series, 16-pos., screw connection

Contact insert - HC-A16-I-UT-F - 1585320



HEAVYCON female insert, A16 series, 16-pos., screw connection

Classifications

eCl@ss

eCl@ss 10.0.1	27440101
eCl@ss 4.0	27260700
eCl@ss 4.1	27260700
eCl@ss 5.0	27260700
eCl@ss 5.1	27260700
eCl@ss 6.0	27260700

Connector set - HC-EVO-A16UT-BWS-HH-M25-PLRBK - 1411358

Classifications

eCl@ss

eCl@ss 7.0	27440101
eCl@ss 8.0	27440101
eCl@ss 9.0	27440101

ETIM

ETIM 4.0	EC002641
ETIM 5.0	EC002636
ETIM 6.0	EC002636
ETIM 7.0	EC002636

UNSPSC

UNSPSC 13.2	39121409
UNSPSC 18.0	39121409
UNSPSC 19.0	39121409
UNSPSC 20.0	39121409
UNSPSC 21.0	39121409

Approvals

Approvals

Approvals

EAC / DNV GL / EAC

Ex Approvals

Approval details

EAC		RU C- DE.AI30.B.01102
-----	--	--------------------------

DNV GL		https://approvalfinder.dnvgl.com/	TAE000037S
--------	--	---	------------

Connector set - HC-EVO-A16UT-BWS-HH-M25-PLRBK - 1411358

Approvals

EAC



RU C-
DE.BL08.B.00511