

Housing set - HC-MOT-TML-SET - 1409066


Please be informed that the data shown in this PDF Document is generated from our Online Catalog. Please find the complete data in the user's documentation. Our General Terms of Use for Downloads are valid (<http://phoenixcontact.com/download>)



Motor connector for three-phase drive, metal housing with EMC sleeves incl. push-in contact insert, with screw connections (power and control circuit). With filler plugs in the control cable screw connection, 4-pos. control circuit, with star-delta bridge, with IP54 protective cover.



Key Commercial Data

Packing unit	1 pc
GTIN	 4 046356 619363
GTIN	4046356619363
Weight per Piece (excluding packing)	290.000 g
Custom tariff number	79070000
Country of origin	Germany

Technical data

General

Degree of pollution	3
Insertion/withdrawal cycles	≥ 100
Size	MOT
Conductor cross section	0.5 mm ² ... 2.5 mm ² (Power circuit) 0.5 mm ² ... 1.5 mm ² (Control circuit)
Connection cross section AWG	20 ... 14 20 ... 16
Stripping length of the individual wire	12 mm (Push-in Technology)
Minimum external conductor diameter	7 mm
Maximum external conductor diameter	14.5 mm

Ambient conditions

Housing set - HC-MOT-TML-SET - 1409066

Technical data

Ambient conditions

Ambient temperature (operation)	-30 °C ... 100 °C
Degree of protection	IP67

Material data

Seal material	EPDM
Housing material	PA
Contact material	CuZn
Contact surface material	Au
Material of contact surface, control contact	Au
Contact carrier material	PA

Electrical characteristics

Rated voltage (III/3)	250 V (Signal)
Rated surge voltage	6 kV (Phase/housing power circuit)
	8 kV (Phase/phase power circuit)
	4 kV (Control circuit)
Rated current	16.5 A (power contacts)
	2.5 A (control contacts)

Standards and Regulations

Flammability rating according to UL 94	V0
Safety note	WARNING: The connectors may not be plugged in or disconnected under load. Ignoring the warning or improper use may damage persons and/or property.
	<ul style="list-style-type: none"> • WARNING: Commission properly functioning products only. The products must be regularly inspected for damage. Decommission defective products immediately. Replace damaged products. Repairs are not possible.
	<ul style="list-style-type: none"> • WARNING: Only electrically qualified personnel may install and operate the product. They must observe the following safety notes. The qualified personnel must be familiar with the basics of electrical engineering. They must be able to recognize and prevent danger. The relevant symbol on the packaging indicates that only personnel familiar with electrical engineering are allowed to install and operate the product.
	<ul style="list-style-type: none"> • The products are suitable for applications in plant, controller, and electrical device engineering.
	<ul style="list-style-type: none"> • When operating the connectors in outdoor applications, they must be separately protected against environmental influences.
	<ul style="list-style-type: none"> • Assembled products may not be manipulated or improperly opened.
	<ul style="list-style-type: none"> • Only use mating connectors that are specified in the technical data of the standards listed (e.g. the ones listed in the product accessories online at phoenixcontact.com/products).
	<ul style="list-style-type: none"> • When using the product in direct connection with third-party manufacturers, the user is responsible.

Housing set - HC-MOT-TML-SET - 1409066

Technical data

Standards and Regulations

	<ul style="list-style-type: none"> • For operating voltages > 50 V AC, conductive connector housings must be grounded
	<ul style="list-style-type: none"> • Ensure that the protective or functional ground has been properly connected.
	<ul style="list-style-type: none"> • VDE 0100/1.97 § 411.1.3.2 and DIN EN 60 204/11.98 § 14.1.3 are applicable when combining several circuits in a cable and/or connector
	<ul style="list-style-type: none"> • Observe the corresponding technical data. You will find information: <ul style="list-style-type: none"> o On the product o On the packing label o In the supplied documentation o Online at phoenixcontact.com/products under the product
	<ul style="list-style-type: none"> • Only use tools recommended by Phoenix Contact
	<ul style="list-style-type: none"> • The installation notes/Design In documents online on the download page at phoenixcontact.com/products must be observed for this product.
	<ul style="list-style-type: none"> • Use a protective cap to protect connectors that are not in use. The suitable accessories are available online in the accessory section of the product at phoenixcontact.com/products
	<ul style="list-style-type: none"> • Operate the connector only when it is fully plugged in.
	<ul style="list-style-type: none"> • Ensure that when laying the cable, the tensile load on the connectors does not exceed the upper limit specified in the standards.
	<ul style="list-style-type: none"> • Observe the minimum bending radius of the cable. Lay the cable without twisting it.

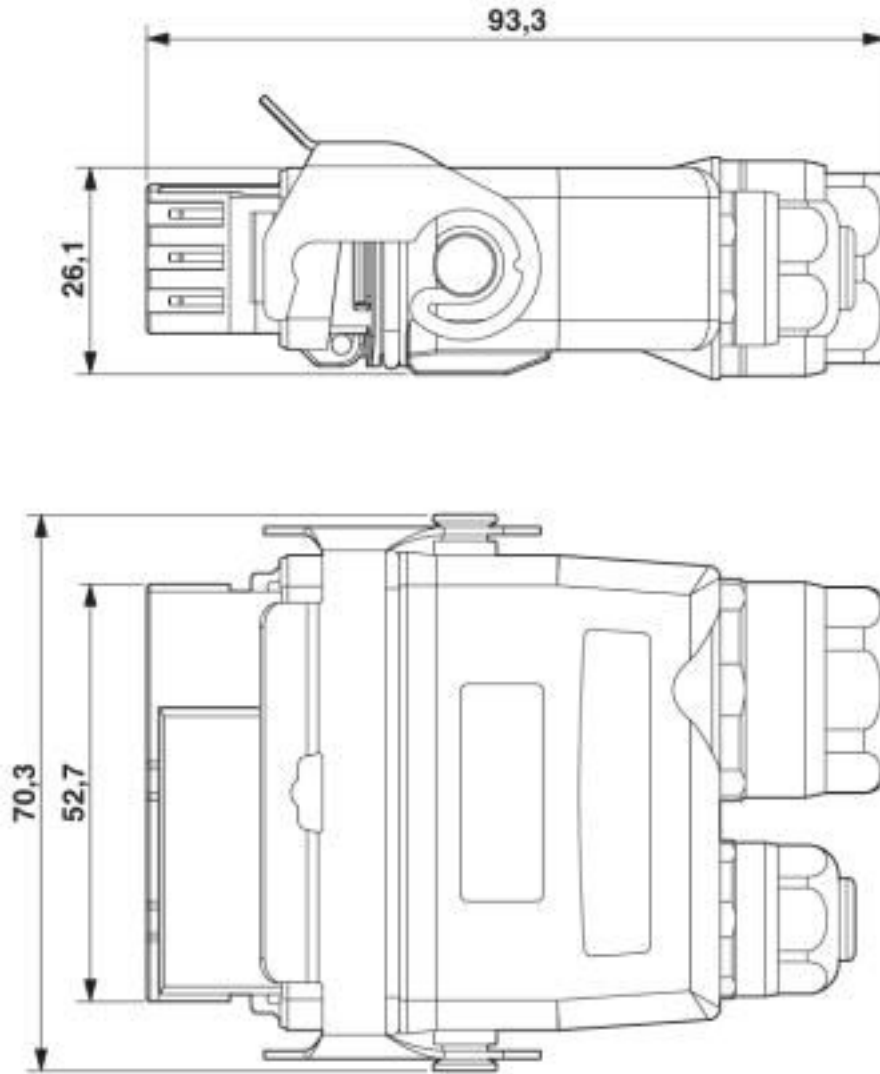
Environmental Product Compliance

REACH SVHC	Lead 7439-92-1
China RoHS	Environmentally Friendly Use Period = 50 years
	For details about hazardous substances go to tab "Downloads", Category "Manufacturer's declaration"

Drawings

Housing set - HC-MOT-TML-SET - 1409066

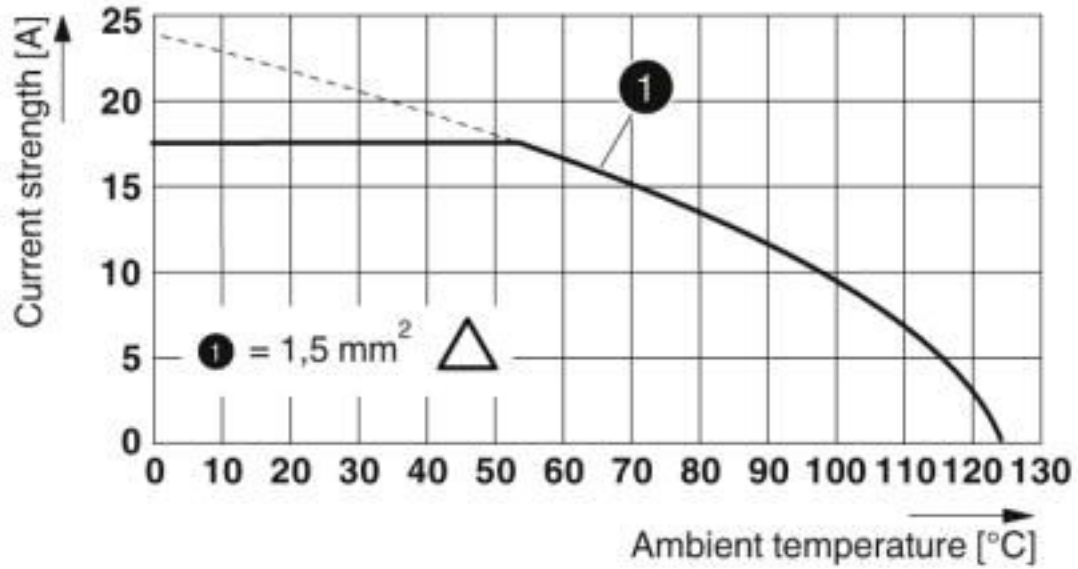
Dimensional drawing



Dimensional drawing

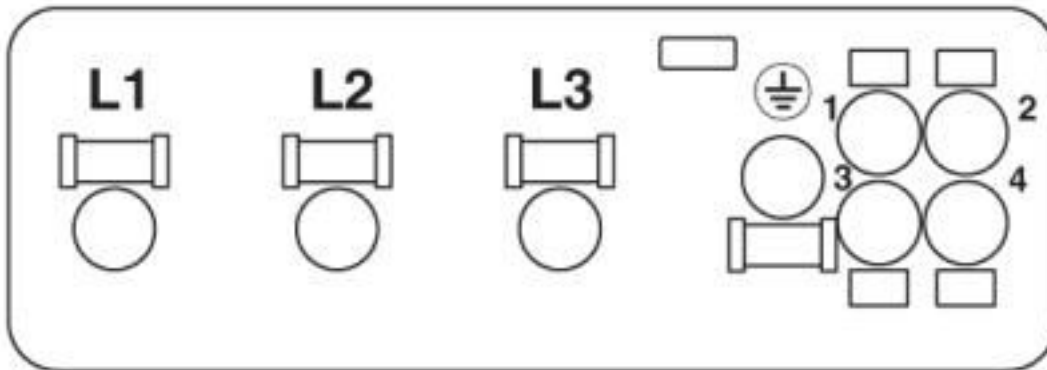
Housing set - HC-MOT-TML-SET - 1409066

Diagram



Derating diagram

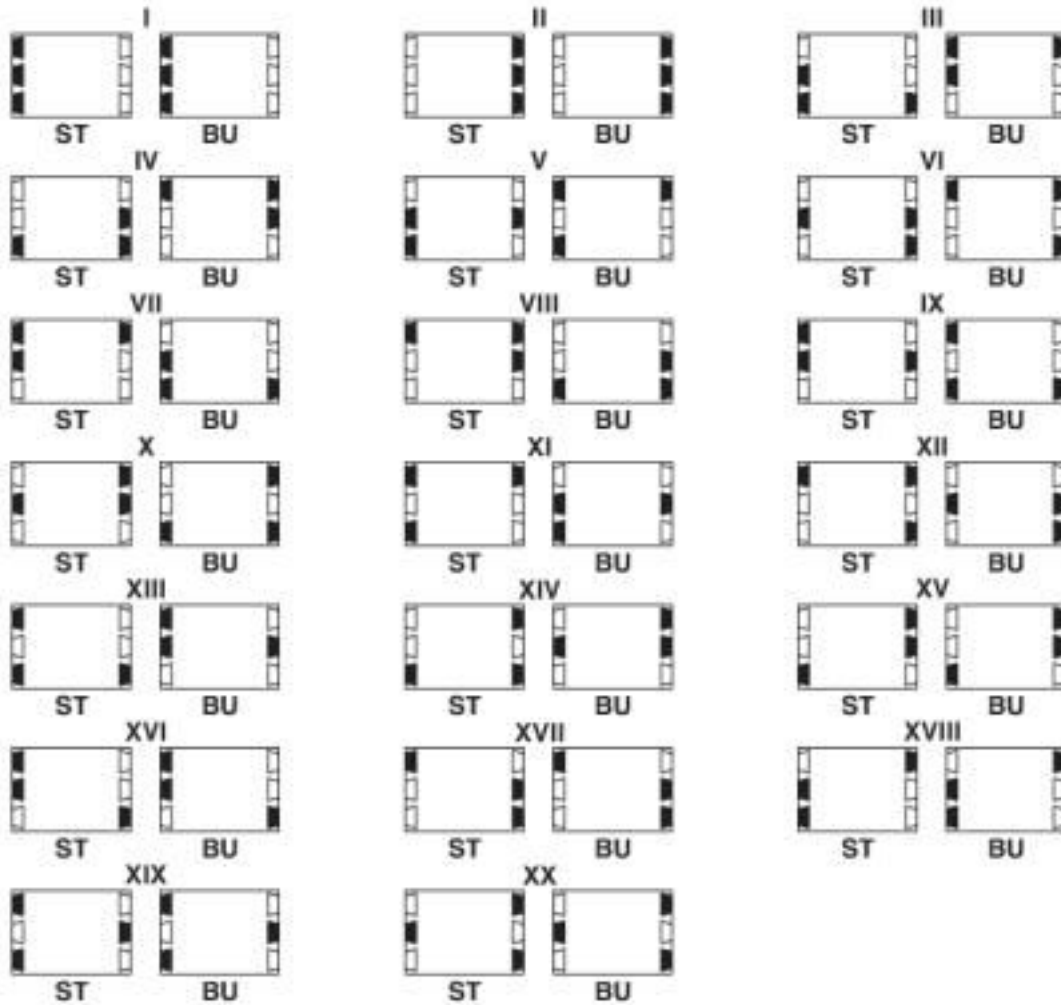
Schematic diagram



Connector pin assignment, connection side

Housing set - HC-MOT-TML-SET - 1409066

Schematic diagram



Coding scheme

Classifications

eCl@ss

eCl@ss 10.0.1	27440202
eCl@ss 4.0	27140800
eCl@ss 4.1	27140800
eCl@ss 5.0	27143400
eCl@ss 5.1	27261200
eCl@ss 6.0	27261200
eCl@ss 7.0	27440202

Housing set - HC-MOT-TML-SET - 1409066

Classifications

eCl@ss

eCl@ss 8.0	27440202
eCl@ss 9.0	27440202

ETIM

ETIM 4.0	EC000437
ETIM 5.0	EC000437
ETIM 6.0	EC000437
ETIM 7.0	EC000437

UNSPSC

UNSPSC 6.01	30211923
UNSPSC 7.0901	39121522
UNSPSC 11	39121522
UNSPSC 12.01	39121522
UNSPSC 13.2	31261501
UNSPSC 18.0	31261501
UNSPSC 19.0	31261501
UNSPSC 20.0	31261501
UNSPSC 21.0	31261501

Approvals


Approvals

Approvals

UL Listed / cUL Listed / EAC / cULus Listed

Ex Approvals

Approval details

UL Listed		http://database.ul.com/cgi-bin/XYV/template/LISEXT/1FRAME/index.htm	E221474-20130720
Nominal voltage UN	600 V		
Nominal current IN	10 A		

Housing set - HC-MOT-TML-SET - 1409066

Approvals

mm ² /AWG/kcmil	16
----------------------------	----

cUL Listed		http://database.ul.com/cgi-bin/XYV/template/LISEXT/1FRAME/index.htm	E221474-20130720
Nominal voltage UN	600 V		
Nominal current IN	10 A		
mm ² /AWG/kcmil	16		

EAC		B.01687
-----	--	---------

cULus Listed	
--------------	--

Accessories

Accessories

Coding element

Coding profile - CP-HCC 4 - 1600027



Coding profile, number of positions: 1, pitch: 0 mm, color: red

Protective cover

Protective covers - HC-MOT-SD-FLT-KU-IP54 - 1409134



Protective cover for sleeve housing, IP54

Housing set - HC-MOT-TML-SET - 1409066

Accessories

Star-delta bridge - HC-MOT-ST/DR-BR - 1409150

