

## Contact insert - HC-MOT-6/4-ESTC-OT - 1409040


Please be informed that the data shown in this PDF Document is generated from our Online Catalog. Please find the complete data in the user's documentation. Our General Terms of Use for Downloads are valid (<http://phoenixcontact.com/download>)



Contact insert frames, Contact insert, housing material: PA, Type of contact: Upper part



### Key Commercial Data

|                        |   |
|------------------------|---|
| Packing unit           | 1 pc  |
| Minimum order quantity | 10 pc   |
| GTIN                   | <br>4 046356 619332 |
| GTIN                   | 4046356619332   |
| Custom tariff number   | 85389099  |
| Country of origin      | Germany   |

### Technical data

#### Material data

|                                      |             |
|--------------------------------------|-------------|
| Insulation material, contact inserts | PA          |
| Housing material                     | PA          |
| Contact surface material             | gold-plated |
| Contact carrier material             | PA          |

#### Standards and Regulations

|  |   |
|--|---|
| Flammability rating according to UL 94 | V0  |
| Safety note                            | WARNING: The connectors may not be plugged in or disconnected under load. Ignoring the warning or improper use may damage persons and/or property.  |
|  | • WARNING: Commission properly functioning products only. The products must be regularly inspected for damage. Decommission defective products immediately. Replace damaged products. Repairs are not possible. |

# Contact insert - HC-MOT-6/4-ESTC-OT - 1409040

## Technical data

### Standards and Regulations

|  |   |
|--|---|
|  | <ul style="list-style-type: none"> <li>• <b>WARNING:</b> Only electrically qualified personnel may install and operate the product. They must observe the following safety notes. The qualified personnel must be familiar with the basics of electrical engineering. They must be able to recognize and prevent danger. The relevant symbol on the packaging indicates that only personnel familiar with electrical engineering are allowed to install and operate the product.</li> </ul> |
|  | <ul style="list-style-type: none"> <li>• The products are suitable for applications in plant, controller, and electrical device engineering.</li> </ul>   |
|  | <ul style="list-style-type: none"> <li>• When operating the connectors in outdoor applications, they must be separately protected against environmental influences.</li> </ul>  |
|  | <ul style="list-style-type: none"> <li>• Assembled products may not be manipulated or improperly opened.</li> </ul>   |
|  | <ul style="list-style-type: none"> <li>• Only use mating connectors that are specified in the technical data of the standards listed (e.g. the ones listed in the product accessories online at <a href="http://phoenixcontact.com/products">phoenixcontact.com/products</a>).</li> </ul>   |
|  | <ul style="list-style-type: none"> <li>• When using the product in direct connection with third-party manufacturers, the user is responsible.</li> </ul>  |
|  | <ul style="list-style-type: none"> <li>• For operating voltages &gt; 50 V AC, conductive connector housings must be grounded</li> </ul>   |
|  | <ul style="list-style-type: none"> <li>• Ensure that the protective or functional ground has been properly connected.</li> </ul>  |
|  | <ul style="list-style-type: none"> <li>• VDE 0100/1.97 § 411.1.3.2 and DIN EN 60 204/11.98 § 14.1.3 are applicable when combining several circuits in a cable and/or connector</li> </ul>   |
|  | <ul style="list-style-type: none"> <li>• Observe the corresponding technical data. You will find information:                             <ul style="list-style-type: none"> <li>o On the product</li> <li>o On the packing label</li> <li>o In the supplied documentation</li> <li>o Online at <a href="http://phoenixcontact.com/products">phoenixcontact.com/products</a> under the product</li> </ul> </li> </ul>   |
|  | <ul style="list-style-type: none"> <li>• Only use tools recommended by Phoenix Contact</li> </ul>   |
|  | <ul style="list-style-type: none"> <li>• The installation notes/Design In documents online on the download page at <a href="http://phoenixcontact.com/products">phoenixcontact.com/products</a> must be observed for this product.</li> </ul>   |
|  | <ul style="list-style-type: none"> <li>• Use a protective cap to protect connectors that are not in use. The suitable accessories are available online in the accessory section of the product at <a href="http://phoenixcontact.com/products">phoenixcontact.com/products</a></li> </ul>   |
|  | <ul style="list-style-type: none"> <li>• Operate the connector only when it is fully plugged in.</li> </ul>   |
|  | <ul style="list-style-type: none"> <li>• Ensure that when laying the cable, the tensile load on the connectors does not exceed the upper limit specified in the standards.</li> </ul>   |
|  | <ul style="list-style-type: none"> <li>• Observe the minimum bending radius of the cable. Lay the cable without twisting it.</li> </ul>   |

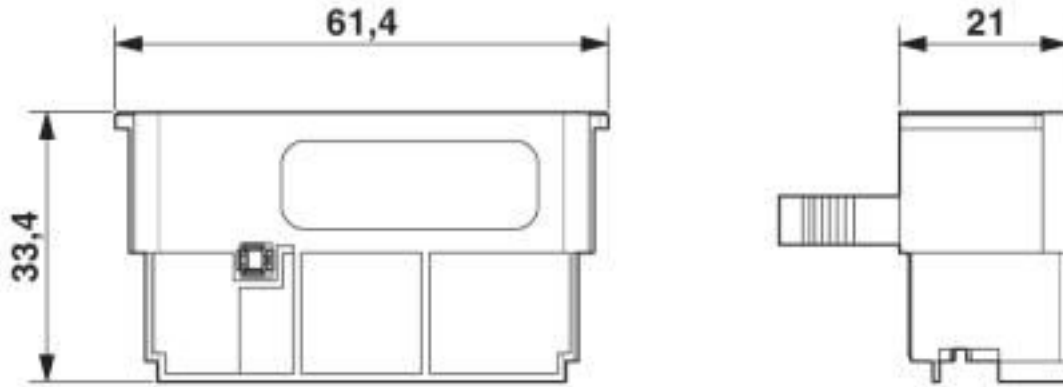
### Environmental Product Compliance

|            |   |
|------------|---|
| China RoHS | Environmentally friendly use period: unlimited = EFUP-e |
|            | No hazardous substances above threshold values          |

## Drawings

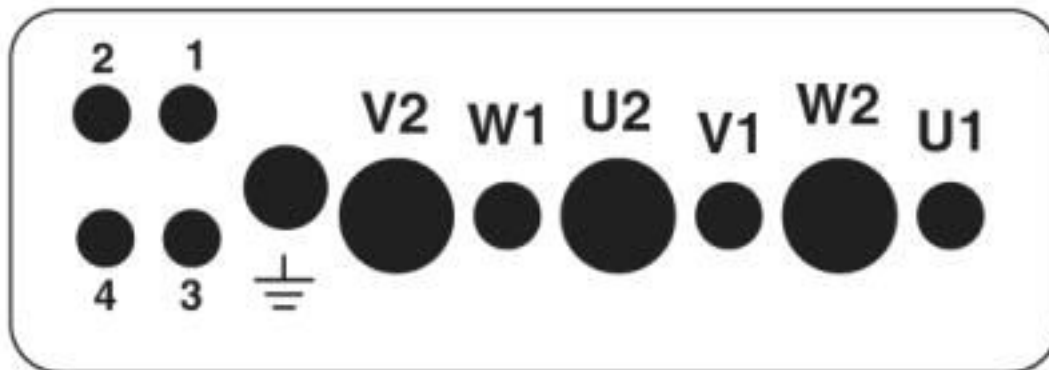
# Contact insert - HC-MOT-6/4-ESTC-OT - 1409040

Dimensional drawing



Dimensional drawing

Schematic diagram



Connector pin assignment, connection side

## Classifications

eCl@ss

|               |          |
|---------------|----------|
| eCl@ss 10.0.1 | 27440217 |
| eCl@ss 4.0    | 27140800 |
| eCl@ss 4.1    | 27140800 |
| eCl@ss 5.0    | 27143400 |
| eCl@ss 5.1    | 27261200 |
| eCl@ss 6.0    | 27261200 |
| eCl@ss 7.0    | 27440205 |
| eCl@ss 8.0    | 27440205 |
| eCl@ss 9.0    | 27440217 |

## Contact insert - HC-MOT-6/4-ESTC-OT - 1409040

### Classifications

#### ETIM

|          |          |
|----------|----------|
| ETIM 4.0 | EC000438 |
| ETIM 5.0 | EC000438 |
| ETIM 6.0 | EC000438 |
| ETIM 7.0 | EC000438 |

#### UNSPSC

|               |          |
|---------------|----------|
| UNSPSC 6.01   | 30211923 |
| UNSPSC 7.0901 | 39121522 |
| UNSPSC 11     | 39121522 |
| UNSPSC 12.01  | 39121522 |
| UNSPSC 13.2   | 39121421 |
| UNSPSC 18.0   | 39121421 |
| UNSPSC 19.0   | 39121421 |
| UNSPSC 20.0   | 39121421 |
| UNSPSC 21.0   | 39121421 |