

Power connectors - SACC-M12MS-5CON-PG11-M PWR - 1404417

Please be informed that the data shown in this PDF Document is generated from our Online Catalog. Please find the complete data in the user's documentation. Our General Terms of Use for Downloads are valid (<http://phoenixcontact.com/download>)




Power connectors, 5-position, Plug straight M12, Coding: A, Screw connection, knurl material: Zinc die-cast, nickel-plated, cable gland Pg11, external cable diameter 8 mm ... 10 mm

Your advantages

- ✓ Safe use in the field, thanks to a high degree of protection
- ✓ Flexible: connectors for on-site assembly
- ✓ Screw connection: proven connection technology for a large selection of different conductors

Key Commercial Data

| | |
|--------------------------------------|---|
| Packing unit | 1 pc |
| GTIN |  4 046356 694490 |
| GTIN | 4046356694490 |
| Weight per Piece (excluding packing) | 20.000 g |
| Custom tariff number | 85366990 |
| Country of origin | Germany |

Technical data

Dimensions

| | |
|---|----------------|
| Diameter housing | 20 mm |
| Length | 65.5 mm |
| External cable diameter | 8 mm ... 10 mm |
| Stripping length of the sheath | 20 mm |
| Stripping length of the individual wire | 5 mm |

Ambient conditions

Power connectors - SACC-M12MS-5CON-PG11-M PWR - 1404417

Technical data

Ambient conditions

| | |
|---------------------------------|----------------------------------|
| Ambient temperature (operation) | -40 °C ... 85 °C (Plug / socket) |
| Degree of protection | IP67 |

General

| | |
|-----------------------------|---|
| Note | Strip 22 mm off the cable sheath, shorten conductor for the fifth position by 10 mm. Strip 7 mm off the conductor insulation, crimp the ferrule, then shorten this to 5 mm. Length of conductors with shortened ferrule: 20 mm. Connect conductors and tighten the mounting screws with 0.2 Nm. |
| | NOTE: Observe the permissible bending radii when laying conductors, since the degree of protection may be put in jeopardy if the bending forces are too high. Alleviate mechanical loads upstream of the connector, e.g. by using cable ties. |
| Rated current at 40°C | 8 A (Contact 5: 2 A) |
| | when using 1.5 mm ² conductors |
| Rated voltage | 48 V AC |
| | 60 V DC |
| Number of positions | 5 |
| Color handle area | black |
| Insulation resistance | > 10 GΩ |
| Coding | A - standard |
| Standards/regulations | M12 connector IEC 61076-2-101 |
| Status display | No |
| Overvoltage category | II |
| Degree of pollution | 3 |
| Connection method | Screw connection |
| Conductor cross section | 0.75 mm ² ... 1.5 mm ² (without ferrule) |
| | 0.75 mm ² ... 1.5 mm ² (with ferrule) |
| | 0.75 mm ² ... 1.5 mm ² (solid) |
| Conductor cross section AWG | 18 ... 16 (without ferrule) |
| | 16 ... 18 (with ferrule) |
| Insertion/withdrawal cycles | ≥ 100 |
| Torque | 0.4 Nm (M12 knurl) |
| | 1.5 Nm ... 2 Nm (Pressure screw with sleeve housing) |
| | 0.4 Nm (Screw plug insert with sleeve housing as far it will go) |
| | 0.2 Nm (Screw terminal blocks) |
| Assembly instructions | The wires can be connected both with ferrules and without ferrules |

Material

| | |
|--|------|
| Flammability rating according to UL 94 | V0 |
| Contact material | CuZn |

Power connectors - SACC-M12MS-5CON-PG11-M PWR - 1404417

Technical data

Material

| | |
|--------------------------|------------------------------|
| Contact surface material | Ni/Au |
| Contact carrier material | PA |
| Material of grip body | PA |
| Material, knurls | Zinc die-cast, nickel-plated |
| Sealing material | NBR (Cable clamping) |

Standards and Regulations

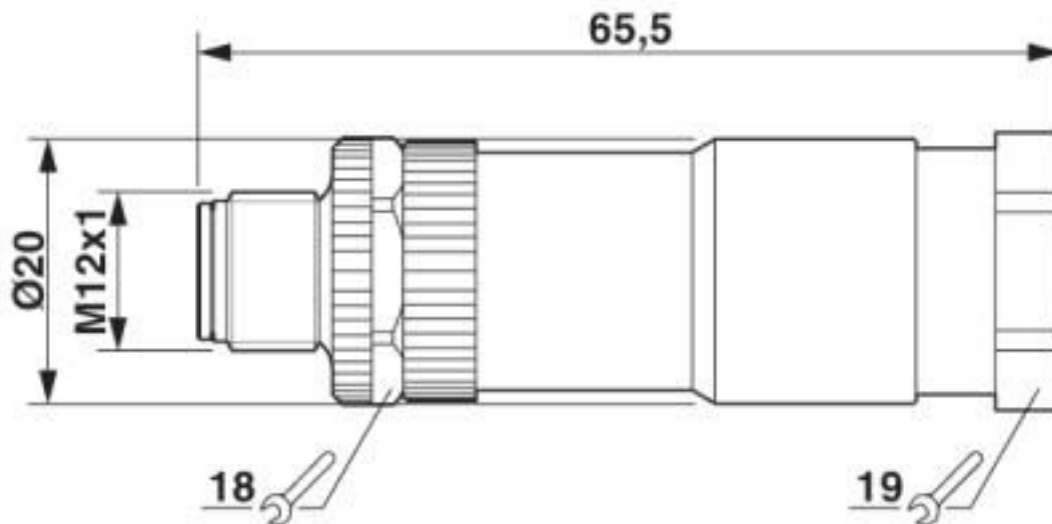
| | |
|--|-------------------------------|
| Standards/specifications | M12 connector IEC 61076-2-101 |
| Flammability rating according to UL 94 | V0 |

Environmental Product Compliance

| | |
|------------|---|
| REACH SVHC | Lead 7439-92-1 |
| China RoHS | Environmentally Friendly Use Period = 50 years |
| | For details about hazardous substances go to tab "Downloads", Category "Manufacturer's declaration" |

Drawings

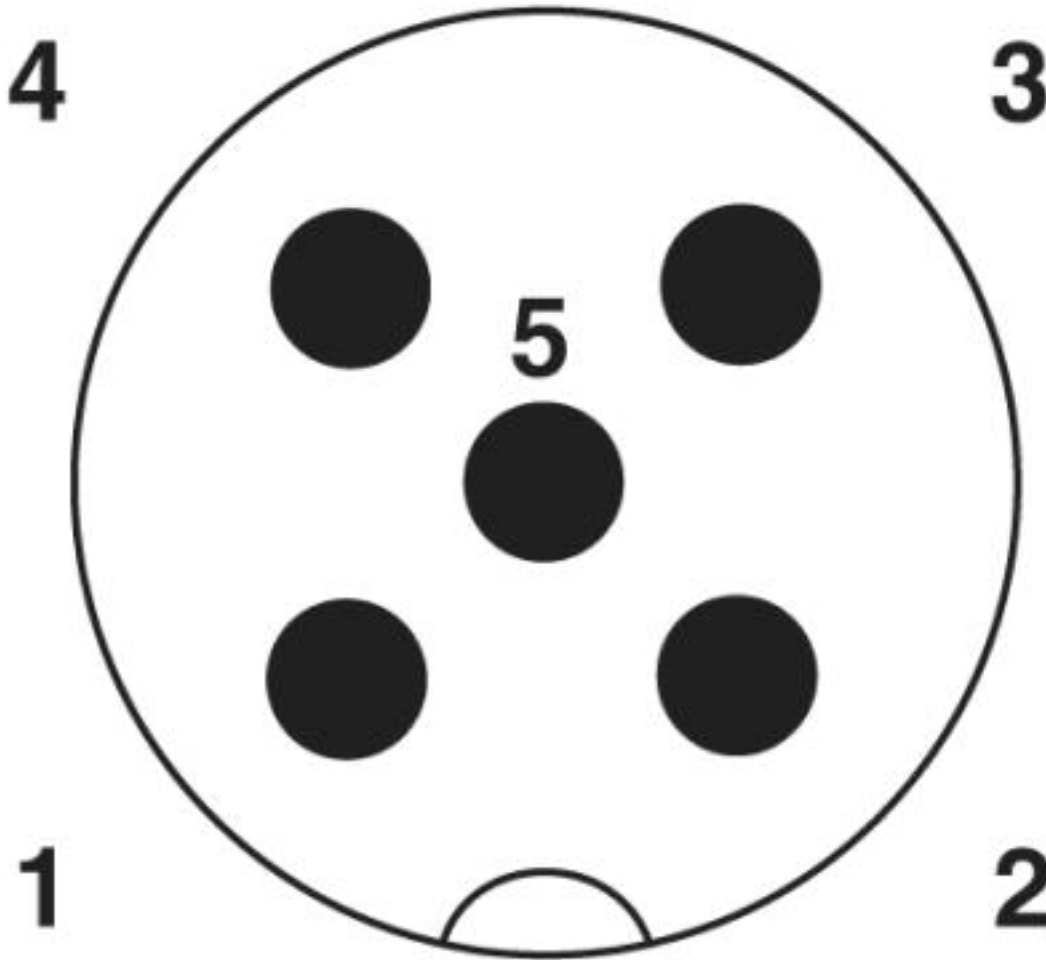
Dimensional drawing



Plug, M12 x 1, straight

Power connectors - SACC-M12MS-5CON-PG11-M PWR - 1404417

Schematic diagram



Pin assignment M12 male connector, 5-pos., A-coded, male side

Classifications

eCl@ss

| | |
|---------------|----------|
| eCl@ss 10.0.1 | 27440102 |
| eCl@ss 4.0 | 27140800 |
| eCl@ss 4.1 | 27140800 |
| eCl@ss 5.0 | 27143400 |
| eCl@ss 5.1 | 27143400 |
| eCl@ss 6.0 | 27279200 |
| eCl@ss 7.0 | 27440104 |

Power connectors - SACC-M12MS-5CON-PG11-M PWR - 1404417

Classifications

eCl@ss

| | |
|------------|----------|
| eCl@ss 8.0 | 27440104 |
| eCl@ss 9.0 | 27440102 |

ETIM

| | |
|----------|----------|
| ETIM 3.0 | EC002062 |
| ETIM 4.0 | EC002062 |
| ETIM 5.0 | EC002062 |
| ETIM 6.0 | EC002062 |

UNSPSC

| | |
|---------------|----------|
| UNSPSC 6.01 | 31251501 |
| UNSPSC 7.0901 | 31251501 |
| UNSPSC 11 | 31251501 |
| UNSPSC 12.01 | 31251501 |
| UNSPSC 13.2 | 39121413 |
| UNSPSC 18.0 | 39121413 |
| UNSPSC 19.0 | 39121413 |
| UNSPSC 20.0 | 39121413 |
| UNSPSC 21.0 | 39121413 |

Approvals


Approvals

Approvals

UL Recognized / cUL Recognized / cULus Recognized

Ex Approvals

Approval details

| | | | |
|--------------------|---|---|---------------|
| UL Recognized |  | http://database.ul.com/cgi-bin/XYV/template/LISEXT/1FRAME/index.htm | FILE E 221474 |
| Nominal voltage UN | 125 V | | |
| Nominal current IN | 4 A | | |

Power connectors - SACC-M12MS-5CON-PG11-M PWR - 1404417

Approvals

| | | | |
|--------------------|--|---|---------------|
| cUL Recognized | | http://database.ul.com/cgi-bin/XYV/template/LISEXT/1FRAME/index.htm | FILE E 221474 |
| Nominal voltage UN | | 125 V | |
| Nominal current IN | | 4 A | |

| | |
|------------------|--|
| cULus Recognized | |
|------------------|--|

Accessories

Accessories

Cable end sleeve

Ferrule - A 1,5 - 7 - 3200263



Ferrule, length: 7 mm, color: silver

Crimping tool

Crimping pliers - CRIMPFOX 6H - 1212046



Crimping pliers, for ferrules without insulating collar according to DIN 46228 Part 1 and ferrules with insulating collar according to DIN 46228 Part 4, 0.14 mm² ... 6 mm², unlockable pressure lock, lateral entry

Protective cap

Sealing cap - PROT-M12 FS-PA-CHAIN - 1430873

M12 sealing cap made of plastic with fixing band, for sensor cables, for free M12 plugs



Power connectors - SACC-M12MS-5CON-PG11-M PWR - 1404417

Accessories

Screwdriver tools

Adapter insert - TSD-M SAC-BIT ADAPTER - 1212600



Adapter bit for TSD-M...torque tools, E6.3-1/4" drive with 4 mm hexagon to accommodate SAC bits

Tool - SACC BIT M12-D20 - 1208445



Nut for assembling M12 connectors for assembly with a knurl diameter of 20 mm, for 4 mm hexagonal drive

Screwdriver - SZF 1-0,6X3,5 - 1204517



Actuation tool, for ST terminal blocks, also suitable for use as a bladed screwdriver, size: 0.6 x 3.5 x 100 mm, 2-component grip, with non-slip grip

Stripping tool

Stripping tool - WIREFOX 6SC - 1212158



Stripping tool, for cables and conductors (especially for cables protected against short circuits and ground leakages) 1.5 - 6 mm², self-adjusting, stripping length of up to 18 mm, cutting capacity of up to 10 mm² stranded/1.5 mm² solid, replaceable stripping blade

Torque tool

Power connectors - SACC-M12MS-5CON-PG11-M PWR - 1404417

Accessories

Torque screwdriver - TSD 04 SAC - 1208429



Torque screwdriver, with preset torque of 0.4 Nm and 4 mm hexagonal drive for M12 connectors

Torque screwdriver - TSD-M 1,2NM - 1212224



Torque screw driver, accuracy as per EN ISO 6789 standard, adjustable from 0.3 - 1.2 Nm
